



**UK ARMED FORCES
QUARTERLY MANNING REPORT
AT
1 JANUARY 2010**



MINISTRY OF DEFENCE

Published: 4 March 2010

Jenni Wilbourn
DASA (Quad-Service)
Ministry of Defence
Floor 3 Zone K
Main Building, Whitehall
London SW1A 2HB

Tel: **020-7807-8173**
Fax: **020-7218-0969**
Mil: **9621 78173**
E-mail: quadservice@dasa.mod.uk
Web site: www.dasa.mod.uk

DASA

Contents

| | | | Page: |
|--|-----|---|--------------|
| <u>Commentary</u> | | Key Trends/Observations, Data Sources and Data Issues | 3 |
| Full Time UK Armed Forces¹ | | | |
| <u>Strength</u> | | | |
| Table | 1 | Full time trained strength and requirement of UK Armed Forces | 9 |
| Graph | 1.1 | Naval Service full time trained strength and requirement | 10 |
| Graph | 1.2 | Naval Service full time trained officer strength and requirement | 10 |
| Graph | 1.3 | Naval Service full time trained other rank strength and requirement | 10 |
| Graph | 1.4 | Army full time trained strength and requirement | 11 |
| Graph | 1.5 | Army full time trained officer strength and requirement | 11 |
| Graph | 1.6 | Army full time trained other rank strength and requirement | 11 |
| Graph | 1.7 | Royal Air Force full time trained strength and requirement | 12 |
| Graph | 1.8 | Royal Air Force full time trained officer strength and requirement | 12 |
| Graph | 1.9 | Royal Air Force full time trained other rank strength and requirement | 12 |
| Table | 2a | Strength of UK Armed Forces – full time trained and untrained personnel | 13 |
| Table | 2b | Strength of UK Armed Forces – full time trained personnel serving against the requirement | 14 |
| Table | 2bi | Strength of FTRS serving against an additional requirement | 14 |
| Table | 2c | Strength of UK Armed Forces – full time untrained personnel | 15 |
| UK Regular Forces² | | | |
| <u>Strength</u> | | | |
| Table | 3a | Strength of UK Regular Forces by sex | 16 |
| Table | 3b | Strength of UK Regular Forces by ethnic origin | 17 |
| Graph | 3.1 | Females as a percentage of strength by Service | 18 |
| Graph | 3.2 | Ethnic minorities as a percentage of strength by Service | 18 |
| <u>Intake to UK Regular Forces</u> | | | |
| Table | 4a | Intake to UK Regular Forces by sex | 19 |
| Graph | 4.1 | Intake to UK Regular Forces by Service | 20 |
| Graph | 4.2 | Females as a percentage of intake by Service | 20 |
| Table | 4b | Intake to UK Regular Forces by ethnic origin | 21 |
| Graph | 4.3 | Ethnic minorities as a percentage of intake to UK Regular Forces by Service | 21 |

1. Full Time UK Armed Forces comprises all UK Regular Forces, Gurkhas and all Full Time Reserve Service personnel (for a full description of FTRS please refer to the Glossary at the end of this publication.).
2. UK Regular Forces does not include Gurkhas, Full Time Reserve Service (FTRS) personnel and mobilised reservists.

Gains to the Trained Strength

| | | | |
|-------|-----|---|----|
| Table | 5 | Gains to Trained Strength of UK Regular Forces | 22 |
| Graph | 5.1 | Gains to Trained Strength of UK Regular Forces by Service | 22 |

Outflow from UK Regular Forces

| | | | |
|-------|-----|---|----|
| Table | 6 | Outflow from UK Regular Forces | 23 |
| Graph | 6.1 | Outflow from UK Regular Forces by Service | 24 |
| Graph | 6.2 | Outflow from trained UK Regular Forces by Service | 24 |
| Graph | 6.3 | Outflow from untrained UK Regular Forces by Service | 24 |

Outflow from Trained Strength

| | | | |
|-------|----|---|----|
| Table | 7a | Outflow from trained UK Regular Forces officers by exit reason | 25 |
| Table | 7b | Outflow from trained UK Regular Forces other ranks by exit reason | 26 |

Voluntary Outflow

| | | | |
|-------|-----|--|----|
| Graph | 7.1 | Naval Service Voluntary Outflow rate as a percentage of average trained strength | 27 |
| Graph | 7.2 | Army Voluntary Outflow rate as a percentage of average trained strength | 27 |
| Graph | 7.3 | Royal Air Force Voluntary Outflow rate as a percentage of average trained strength | 27 |

| | | | |
|-----------------|--|--|----|
| <u>Glossary</u> | | | 28 |
|-----------------|--|--|----|

Armed Forces Personnel Statistics via DASA's Build Your Own Table Tool

To coincide with the release of the Quarterly Manning Report for 1 January 2010, DASA will be publishing Armed Forces personnel data up to 1 January 2010 via our Build Your Own Table tool on DASA's website. The tool provides access to over 150,000 different tables of Armed Forces personnel statistics via a user-friendly front end – allowing users to view more detailed information than is presented in DASA's regular reports.

We hope that the Build Your Own Table tool will become a useful resource for users of DASA statistics. The tool can be accessed on DASA's website at the link below.

<http://www.dasa.mod.uk/applications/newWeb/www/index.php?page=30>

Introduction

The UK Armed Forces Quarterly Manning Report contains figures on strength, intake and outflow of UK Regular and Non-Regular Forces. It complements the UK Armed Forces Monthly Manning Report by providing greater detail about the sex, ethnicity and rank of the Armed Forces. It uses data from the Ministry of Defence Joint Personnel Administration System (JPA) and single Service legacy systems (see section 2. Data Sources for more information).

The tables present information about changes in the composition of the UK's Armed Forces for the five most recent quarters as well as the current and three most recent financial years. This should enable the user to observe recent quarterly events in the context of longer-term patterns. The graphs that accompany tables extend the time-series to provide a quarterly picture of longer term patterns.

1. Key changes

Surplus / Deficit in trained strength of the UK Armed Forces against the requirement

Recent changes

1. Comparisons of the UK Armed Forces trained strength at 1 April 2009 with 1 January 2010 have been affected by a break in the time series caused by the removal from the strength of some elements of the FTRS. If the same definitions in surplus/deficit were applied to 1 April 2009 the deficit at that point would widen by 240^P in the Naval Service and 470^P in the Army, and narrow by 50^P in the RAF. Even taking this into account, the deficit has narrowed in all three Services since 1 April 2009. This reflects a long-term pattern of decreasing outflow and increasing intake since 1 July 2008, however the rates of change have slowed in recent quarters.
2. The deficit in the UK Armed Forces was 2,410^P (1.3%^P) at 1 January 2010; compared with 3,750^P (2.1%^P) at 1 October 2009 and 5,040^P (2.8%^P) at 1 January 2009 (Table 1).

Background

3. The strengths of the Services are in part determined by their requirements and the fall in the strengths of the Royal Navy and RAF have been broadly in line with the reduction in requirement. All three Services have been in deficit since April 2003 except the RAF who were briefly in surplus from April to July 2005 following a reduction in the requirement. (Graphs 1.1 to 1.9).
4. The surplus / deficit in the strength of the Services against the requirement is one indicator of their ability to execute military tasks. Other indicators include the surplus / deficit in key trades or ranks.

Requirement for UK Armed Forces

Recent changes

5. Since 1 October 2009 the RAF requirement has decreased slightly, continuing the longer-term trend. The Naval Service and Army requirements have increased. (Graphs 1.1 to 1.9).
6. The UK Armed Forces requirement for manpower was 178,740 at 1 January 2010, representing an increase of 255 (0.1%) from 1 October 2009 and a decrease of 220 (0.1%) from 1 January 2009. (Table 1).

Background

7. The requirement for UK Armed Forces personnel has decreased across all three Services since April 2003. The rate of decrease has been quickest in the RAF, followed by the Army and slowest in the Naval Service. The requirement for officers has fallen more slowly than that for other ranks.
8. The main factors which affect decisions about the size of the Armed Forces MOD requires to achieve success in its Military Tasks¹ include:
 - changes in technology, the introduction of new equipment and restructuring that leads to equipment becoming obsolete or surplus to requirements;
 - the type of ongoing operations that are being conducted and the development of emerging threats.

Trained strength of UK Armed Forces

Recent changes

9. Since 1 October 2009 the trained strengths of all three Services have increased.
10. The trained strength of the UK Armed Forces was 176,330^P at 1 January 2010, up 1,590^P (0.9%) since 1 October 2009 and up 2,400^P (1.4%) since 1 January 2009. (Table 1).

Background

11. The trained strength has increased over the previous quarter in all three Services, compared to the longer term trend of a decrease. (see Graphs 1.1 to 1.9).
12. The Armed Forces' ability to recruit and retain the required personnel is affected by a number of factors including:
 - perceived opportunities for employment outside the Armed Forces;
 - the size of the recruiting pool.

Diversity of the UK Regular Armed Forces

Recent changes

13. The number of women serving in the UK Regular Forces was 18,230^P (9.6%^P of UK Regular Forces) at 1 January 2010. This is a decrease of 10^P since 1 October 2009 and an increase of 650^P since 1 January 2009. (Table 3a).
14. The number of ethnic minorities serving in the UK Regular Forces was 12,150^P (6.6%^P of UK Regular Forces) at 1 January 2010. This is an increase of 460^P (3.9%^P) since 1 October 2009 and 970^P (8.7%^P) since 1 January 2009. (Table 3b).

Background

¹ A list of Military Tasks can be found on the Department's website www.mod.uk

15. The percentage of the UK Regular Armed Forces who are female has increased since April 2003 in all three Services. The steepest increase was in the RAF.
16. The percentage of the UK Regular Forces who consider themselves to be from ethnic minorities has increased since April 2003 in the Army and Navy (but not the RAF). The steepest increase was in the Army (which has a higher proportion of personnel from foreign and commonwealth countries than the other two Services). (Graphs 3.1 and 3.2)
17. MOD publicises on its website² the importance placed on the Armed Forces being representative of the diverse society they exist to defend; and states that '*operational effectiveness depends on cohesion and teamwork, which are enhanced by treating everyone fairly, with dignity and respect*'.
18. The Armed Forces have an exemption from the Sex Discrimination Act for reasons of combat effectiveness and there are restrictions on females serving in close-combat roles. The principal roles which are closed to women are: the Royal Marines General Service, the Household Cavalry and Royal Armoured Corps, the Infantry and Royal Air Force Regiment. The proportion of posts in the Armed Forces open to women is 71% in the Naval Service, 67% in the Army and 96% in the Royal Air Force.³

Intake into the UK Regular Armed Forces (trained and untrained)

Recent changes

19. The intake of new recruits into either the trained or untrained UK Regular Armed Forces was 24,010^P in the 12 months to 31 December 2009. A decrease of 220^P (0.9%^P) in the 12 months to the preceding quarter (30 Sept 2009) and an increase of 2,200^P (10.1%^P) in same period a year ago (the 12 months to 31 December 2008). (Table 4a)

Gains to the Trained Strength (GTS) of the UK Regular Armed Forces

Recent changes

20. The GTS for the UK Regular Armed Forces has increased for the RAF and Army and fallen for the Naval Service comparing the 12 months to 31 December 2009 with the 12 months to 30 September 2009. The GTS for the Naval Service and RAF has increased in comparison with the 12 months to 31 December 2008, but fallen in the Army. (Table 5)
21. The GTS of UK Regular Armed Forces was 16,810^P in the 12 months to 31 December 2009. This is an increase of 480^P (2.9%^P) when compared to the 12 months to 30 September 2009, and an increase of 740^P (4.6%^P) when compared to the 12 months to 31 December 2008. (Table 5)

Outflow from the UK Regular Armed Forces (trained and untrained)

Recent changes

22. The outflow of personnel from the UK Regular Armed Forces has fallen in the Naval Service and RAF when the 12 months to 31 December 2009 are compared with the 12 months to 30 September 2009. Outflow from the Army has increased slightly, although it has fallen overall compared with the 12 months to 31 December 2008.
23. The outflow of personnel from the UK Regular Armed Forces was 19,110^P in the 12 months to 31 December 2009. This is a decrease of 200^P (1.0%^P) when compared to

² MOD information relating specifically to Equality and Diversity in the Armed Forces which can be viewed at www.mod.uk

³ Annual Report Against the Equality and Diversity Scheme 1st April 2006- 31st March 2007 (page 52).

the 12 months to 30 September 2009 and a decrease of 3,820^P (16.7%^P) when compared to the 12 months to 31 December 2008. (Table 6)

Background

24. Comparison of any 12 months of Army outflow until 31 March 2009 with the 12 months outflow to 31 December 2009 is affected by a break in the time-series. The effect of this break is to remove from the Army in any 12 month period the net outflow of approximately 100 Army Long Term Absentees (LTA).

Voluntary Outflow (VO) from the trained UK Regular Armed Forces

Recent changes

25. The VO rate for **officers** from the UK Regular Armed Forces has continued to fall in the 12 months to 31 December 2009. (Table 7a)
26. The VO rate of **officers** from the UK Regular Armed Forces was 3.2%^P of trained strength in the 12 months to 31 December 2009. Comparisons with the same period a year ago (12 months to 31 December 2008) are not possible due to an absence of Army data (see 3. Data quality).
27. The VO rate for **other ranks** from the UK Regular Armed Forces has also continued to fall in the 12 months to 31 December 2009. Reflecting the continuing recession. (Table 7b).
28. The VO rate of **other ranks** from the UK Regular Armed Forces was 4.2%^P of trained strength in the 12 months to 31 December 2009, a decrease of 0.4^P percentage points when compared to the 12 months to 30 September 2009. Comparisons with the same period a year ago (12 months to 31 December 2008) are not possible due to an absence of Army data (see 3. Data Quality).

2. Data Sources

Armed Forces statistics prior to March 2006 are compiled from pay records (Naval Service) or personnel records (Army and RAF) held by the Service Personnel and Veterans Agency (SPVA, formerly the Armed Forces Personnel Administration Agency). In March 2006 the transfer of all Service personnel records to the Joint Personnel Administration (JPA) system began. Statistics are compiled from JPA for the RAF from April 2006, for the Naval Service from November 2006 and for the Army from April 2007. All statistics before these points are derived from single Service legacy systems.

3. Data Quality

1. All figures presented in tables in this publication meet the standards of quality and integrity demanded by the Code of Practice for Official Statistics. Where figures do not meet the standard they are deleted and shown in the table by the symbol "...". Details of specific data issues are set out in the following paragraphs.
2. Due to ongoing validation of data from the Joint Personnel Administration System the following statistics are provisional: all Naval Service flow statistics from period ending 31 October 2006, and Naval Service strength statistics from 1 May 2007; all Army flow statistics from period ending 31 March 2007 and strength statistics from 1 April 2007; and all Royal Air Forces flow statistics from period ending 30 April 2007 and strength statistics from 1 May 2007. DASA has initiated a major review of all JPA data and aim to revise where required during the course of 2010. Revisions to strength figures are likely to be less than 0.5% of the provisional figure. Revisions of provisional flows could be as high as 50% because individual flow figures can be much smaller.
3. Data on reason for leaving the Army have not been available on JPA since 1 April 07. This is due to: a) data being poorly entered onto JPA; b) problems processing outflow

and c) incomplete Queens Regulations on JPA. These issues are being dealt with by Army Personnel Centre (APC), Service Personnel and Veterans Agency (SPVA) and DASA but further work is required until they are fully resolved. DASA have merged JPA data with a nominal roll from APC of Notices to Terminate as well as DASA (Health Information) statistics on medical discharges and deaths and have provided Voluntary Outflow (VO) for Army Officers and Other Ranks for the 12 months to 31 March 2009 onwards.

4. Army untrained to trained flows during 2008/09 have been over-counted as Rejoined Reservists were recorded as Trained on JPA in error. The over-counting includes 340 Rejoined Reservists within a total of 8,580 Other Ranks reported for the financial year 2008/09 but will affect all 12 month periods including flows taking place in the months 1 April 2008 to 1 July 2009 when this problem was fixed.
5. Naval Service intake by ethnic origin is unavailable for the 12 month period ending 31 March 2007 to the 12 month period ending 31 March 2008 due to data coverage issues.
6. Time Expiry and Other Wastage exit reason totals and rates for RAF officers and other ranks personnel for the 12 month ending periods post 30 June 2008 have been excluded. Since 1 July 2008 there has been an increase in unknowns (which are grouped in the Other Wastage category), which has had significant effects on Other Wastage and Time Expiry exit reason totals and rates.
7. Requirements from April 2009 are derived by interpolation between the DP09 April 2009 and April 2010 Requirements. The Army liability for April 2010 increased with effect from October 2009, affecting interpolated liabilities from 1 January 2010. These are published in Table E1.1 of the Defence Plan 2009.⁴
8. Monthly strengths and flows between quarter points are not referred to or presented in graphs in this publication.

DASA welcome feedback on our statistical products. If you have any comments or questions about this publication or about DASA statistics in general, you can contact us as follows:

Jenni Wilbourn on 0207 807 8173

Email DASA-enquiries-mailbox@mod.uk

Visit our website at www.dasa.mod.uk and complete the feedback form.

⁴ Available by navigating from www.mod.uk, or directly at <http://www.mod.uk/DefenceInternet/AboutDefence/CorporatePublications/BusinessPlans/DefencePlans/DefencePlan20092013.html>

4. Symbols and Conventions

Symbols

| | |
|----|-------------------------------|
| | discontinuity in time series |
| * | not applicable |
| .. | not available |
| p | provisional |
| r | revised |
| rp | revised but still provisional |
| e | estimate |
| - | zero or rounded to zero |

Italic figures are used for percentages and other rates, except where otherwise indicated.

Rounding

Where rounding has been used, totals and sub-totals have been rounded separately and so may not equal the sums of their rounded parts.

When rounding to the nearest 10, numbers ending in "5" have been rounded to the nearest multiple of 20 to prevent systematic bias.

Table 1 - Full time trained strengths and requirements of UK Armed Forces¹

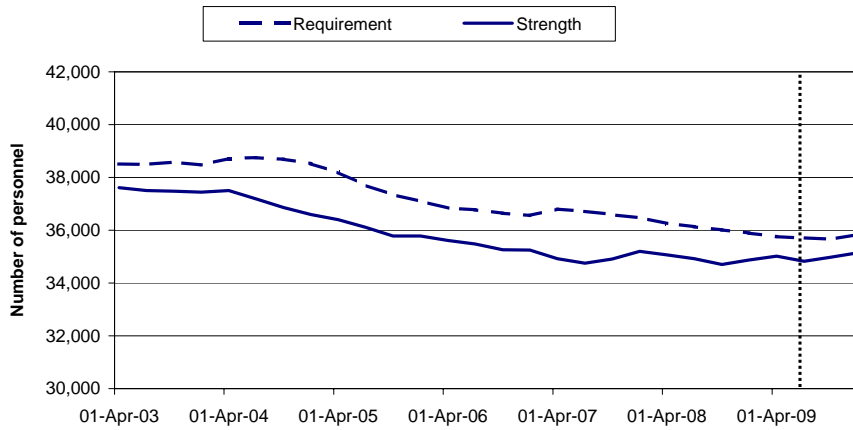
| | Number | | | | | | | | |
|--------------------------|-----------------|----------------------|----------------------|----------------------|----------------------|----------------|----------------------|----------------------|----------------------|
| | 2006 1 April | 2007 1 April | 2008 1 April | 2009 1 January | 2009 1 April | 2009 1 July | 2009 1 October | 2010 1 January | |
| ALL SERVICES | | | | | | | | | |
| Requirement ² | 185,920 | 183,610 | 179,270 | 178,960 | 178,860 | II | 178,470 | 178,490 | 178,740 |
| Strength ³ | 183,180 | 177,820 ^P | 173,960 ^P | 173,930 ^P | 173,920 ^P | II | 173,850 ^P | 174,740 ^P | 176,330 ^P |
| Surplus/Deficit | -2,750 | -5,790 ^P | -5,310 ^P | -5,040 ^P | -4,940 ^P | II | -4,620 ^P | -3,750 ^P | -2,410 ^P |
| Officers | | | | | | | | | |
| Requirement ² | 30,070 | 29,840 | 29,070 | 28,960 | 28,940 | II | 28,780 | 28,820 | 28,920 |
| Strength ³ | 30,380 | 30,070 ^P | 29,580 ^P | 29,550 ^P | 29,570 ^P | II | 29,320 ^P | 29,340 ^P | 29,320 ^P |
| Surplus/Deficit | 310 | 230 ^P | 500 ^P | 580 ^P | 620 ^P | II | 530 ^P | 520 ^P | 390 ^P |
| Other Ranks | | | | | | | | | |
| Requirement ² | 155,850 | 153,770 | 150,190 | 150,000 | 149,920 | II | 149,690 | 149,670 | 149,820 |
| Strength ³ | 152,800 | 147,750 ^P | 144,380 ^P | 144,380 ^P | 144,360 ^P | II | 144,540 ^P | 145,400 ^P | 147,010 ^P |
| Surplus/Deficit | -3,050 | -6,020 ^P | -5,810 ^P | -5,620 ^P | -5,560 ^P | II | -5,150 ^P | -4,270 ^P | -2,810 ^P |
| NAVAL SERVICE | | | | | | | | | |
| Requirement ² | 36,830 | 36,800 | 36,260 | 35,880 | 35,760 | II | 35,710 | 35,660 | 35,840 |
| Strength ³ | 35,620 | 34,920 | 35,070 ^P | 34,870 ^P | 35,020 ^P | II | 34,830 ^P | 34,980 ^P | 35,150 ^P |
| Surplus/Deficit | -1,220 | -1,880 | -1,190 ^P | -1,020 ^P | -740 ^P | II | -880 ^P | -680 ^P | -700 ^P |
| Officers | | | | | | | | | |
| Requirement ² | 6,830 | 6,840 | 6,670 | 6,600 | 6,580 | II | 6,600 | 6,580 | 6,660 |
| Strength ³ | 6,800 | 6,800 | 6,630 ^P | 6,560 ^P | 6,680 ^P | II | 6,580 ^P | 6,600 ^P | 6,590 ^P |
| Surplus/Deficit | -30 | -50 | -40 ^P | -40 ^P | 100 ^P | II | -10 ^P | 10 ^P | -80 ^P |
| Other Ranks | | | | | | | | | |
| Requirement ² | 30,000 | 29,960 | 29,590 | 29,280 | 29,180 | II | 29,110 | 29,070 | 29,180 |
| Strength ³ | 28,820 | 28,120 | 28,440 ^P | 28,310 ^P | 28,330 ^P | II | 28,240 ^P | 28,380 ^P | 28,560 ^P |
| Surplus/Deficit | -1,190 | -1,830 | -1,150 ^P | -970 ^P | -850 ^P | II | -870 ^P | -690 ^P | -620 ^P |
| ARMY | | | | | | | | | |
| Requirement ² | 101,800 | 101,800 | 101,800 | 101,790 | 101,790 | II | 101,880 | 101,980 | 102,070 |
| Strength ³ | 100,620 | 99,350 ^P | 98,270 ^P | 99,310 ^P | 99,250 ^P | II | 99,760 ^P | 100,300 ^P | 101,500 ^P |
| Surplus/Deficit | -1,180 | -2,450 ^P | -3,530 ^P | -2,480 ^P | -2,540 ^P | II | -2,120 ^P | -1,670 ^P | -570 ^P |
| Officers | | | | | | | | | |
| Requirement ² | 13,350 | 13,350 | 13,480 | 13,460 | 13,460 | II | 13,520 | 13,570 | 13,630 |
| Strength ³ | 14,150 | 14,260 ^P | 14,210 ^P | 14,350 ^P | 14,260 ^P | II | 14,260 ^P | 14,240 ^P | 14,260 ^P |
| Surplus/Deficit | 800 | 900 ^P | 730 ^P | 890 ^P | 800 ^P | II | 740 ^P | 670 ^P | 640 ^P |
| Other Ranks | | | | | | | | | |
| Requirement ² | 88,450 | 88,450 | 88,320 | 88,320 | 88,320 | II | 88,360 | 88,400 | 88,440 |
| Strength ³ | 86,470 | 85,090 ^P | 84,060 ^P | 84,960 ^P | 84,990 ^P | II | 85,500 ^P | 86,070 ^P | 87,240 ^P |
| Surplus/Deficit | -1,980 | -3,350 ^P | -4,260 ^P | -3,370 ^P | -3,340 ^P | II | -2,860 ^P | -2,340 ^P | -1,200 ^P |
| ROYAL AIR FORCE | | | | | | | | | |
| Requirement ² | 47,290 | 45,020 | 41,210 | 41,290 | 41,310 | II | 40,880 | 40,860 | 40,830 |
| Strength ³ | 46,940 | 43,550 | 40,620 ^P | 39,750 ^P | 39,660 ^P | II | 39,260 ^P | 39,460 ^P | 39,680 ^P |
| Surplus/Deficit | -350 | -1,460 | -590 ^P | -1,540 ^P | -1,660 ^P | II | -1,620 ^P | -1,400 ^P | -1,150 ^P |
| Officers | | | | | | | | | |
| Requirement ² | 9,890 | 9,640 | 8,920 | 8,900 | 8,900 | II | 8,670 | 8,660 | 8,640 |
| Strength ³ | 9,430 | 9,020 | 8,740 ^P | 8,640 ^P | 8,620 ^P | II | 8,470 ^P | 8,500 ^P | 8,470 ^P |
| Surplus/Deficit | -460 | -620 | -180 ^P | -260 ^P | -280 ^P | II | -200 ^P | -160 ^P | -170 ^P |
| Other Ranks | | | | | | | | | |
| Requirement ² | 37,400 | 35,370 | 32,290 | 32,390 | 32,420 | II | 32,210 | 32,190 | 32,190 |
| Strength ³ | 37,510 | 34,530 | 31,880 ^P | 31,110 ^P | 31,040 ^P | II | 30,790 ^P | 30,950 ^P | 31,210 ^P |
| Surplus/Deficit | 120 | -840 | -410 ^P | -1,280 ^P | -1,380 ^P | II | -1,420 ^P | -1,240 ^P | -980 ^P |

Source: DASA (Quad-Service)

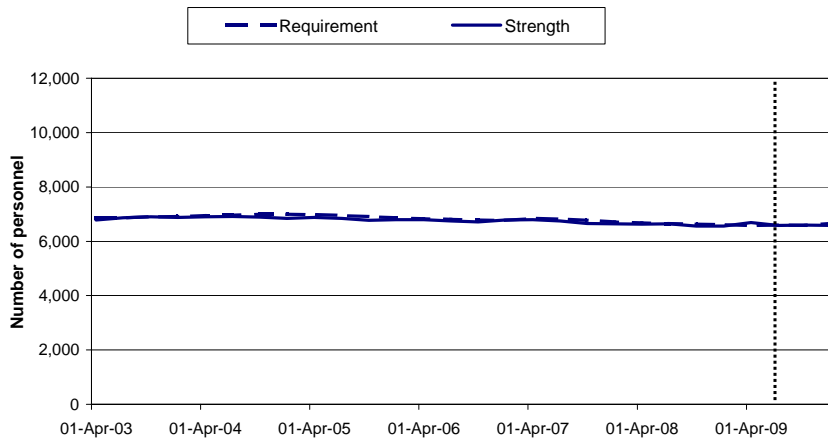
1. Full time trained strength and trained requirement comprises trained UK Regular Forces, trained Gurkhas and Full Time Reserve Service Personnel (FTRS). From 1 July 2009 some elements of the FTRS are excluded (for a full description of FTRS please refer to the Glossary at the end of this publication).
2. Current requirements are based on Defence Planning Round 09 (DP09) liabilities provided by each of the three Services. From 1 July onwards, requirements are interpolated on a quarterly basis between DP09 April 09 and April 10 points. The Naval Service liability for April 2010 increased by 240 with effect from January 2010, affecting interpolated liabilities from 1 January 2010.
3. With effect from 1 October 2007 Long Term Absentees have been removed from the strengths of the RAF and the Navy to bring them into line with Army practice. Monthly information on full time trained strength against requirement (officers and other ranks combined) by Service is published in the UK Armed Forces Monthly Manning Report Table 1 which can be found at www.dasa.mod.uk.

Trained strength and requirement of UK Armed Forces Naval Service

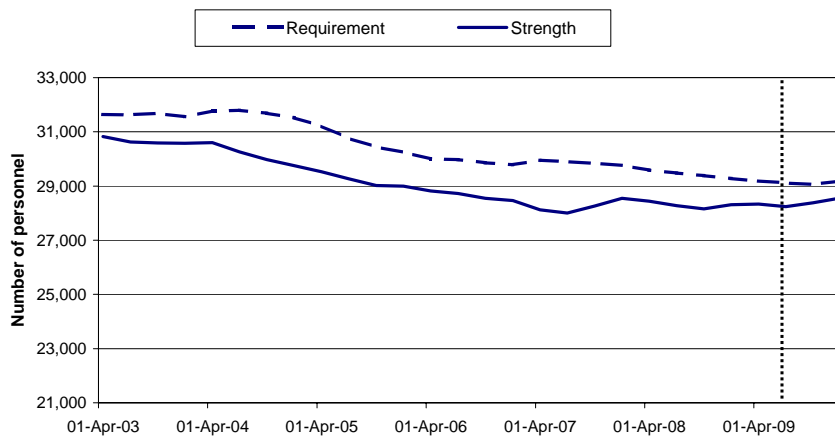
Graph 1.1: Total officers and other ranks



Graph 1.2: Officers



Graph 1.3: Other ranks



From 1 July 2009 some elements of the FTRS are excluded. This is shown in the graphs as a dotted line representing a break in series. See Glossary for more details.

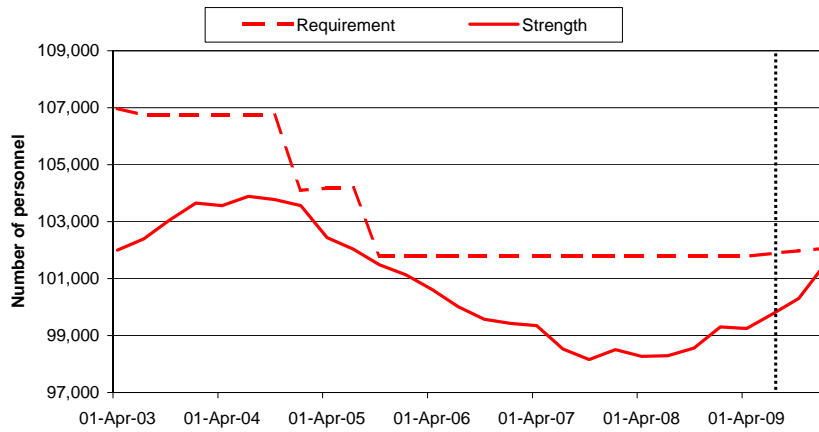
Tables showing data on the trained strength and requirement from 1 April 2003 to 1 April 2006 are shown in TSP4 Table 1 which can be found at www.dasa.mod.uk.

For a graph compiled using monthly data showing Naval Service full time trained strength and requirement (officer/rank combined), see graph 1.1 in the UK Armed Forces Monthly Manning Report which can be found at www.dasa.mod.uk.

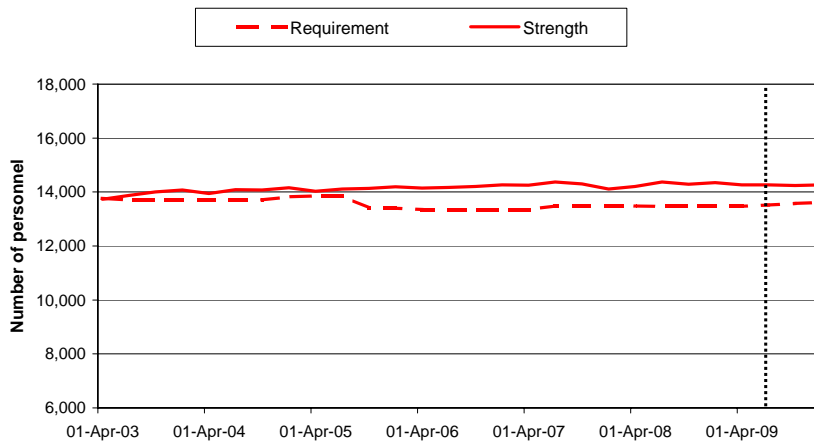
Trained strength and requirement of UK Armed Forces

Army

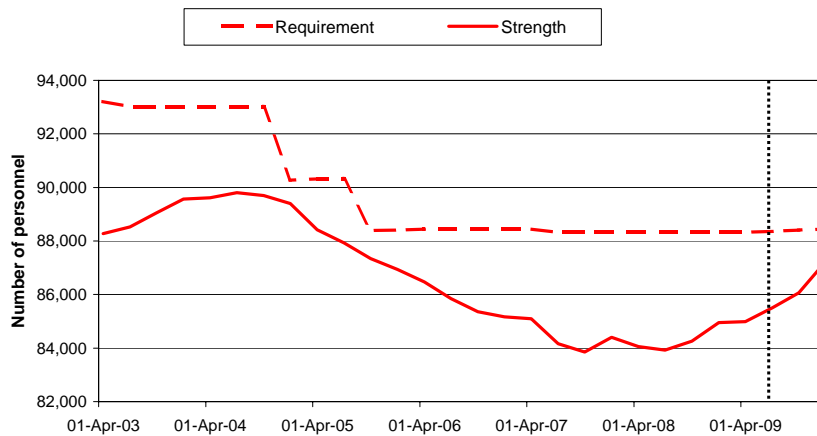
Graph 1.4: Total officers and other ranks



Graph 1.5 : Officers



Graph 1.6: Other ranks



From 1 July 2009 some elements of the FTRS are excluded. This is shown in the graphs as a dotted line representing a break in series. See Glossary for more details.

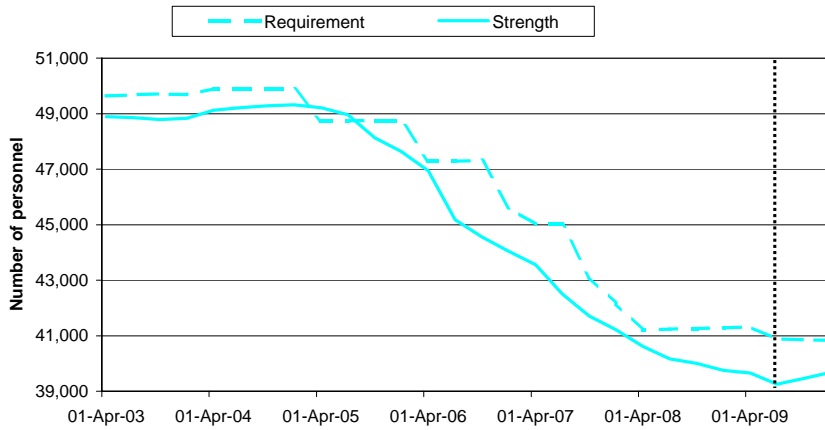
Tables showing data on the trained strength and requirement from 1 April 2003 to 1 April 2006 are shown in TSP4 Table 1 which can be found at www.dasa.mod.uk.

For a graph compiled using monthly data showing Army full time trained strength and requirement (officer/rank combined), see graph 1.2 in the UK Armed Forces Monthly Manning Report which can be found at www.dasa.mod.uk.

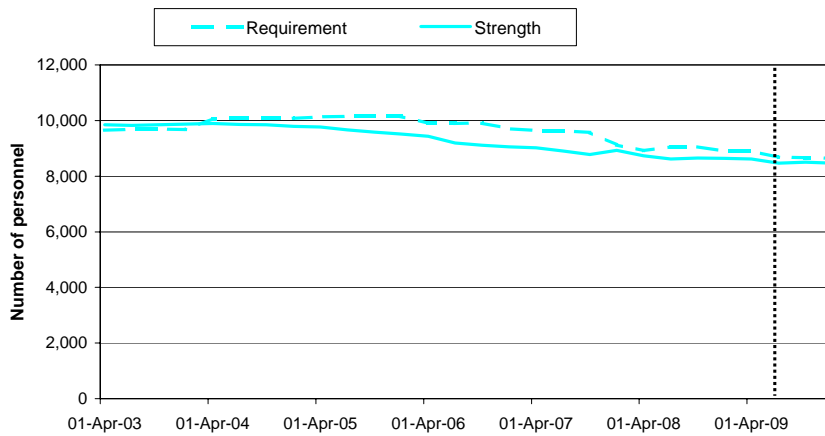
Trained strength and requirement of UK Armed Forces

Royal Air Force

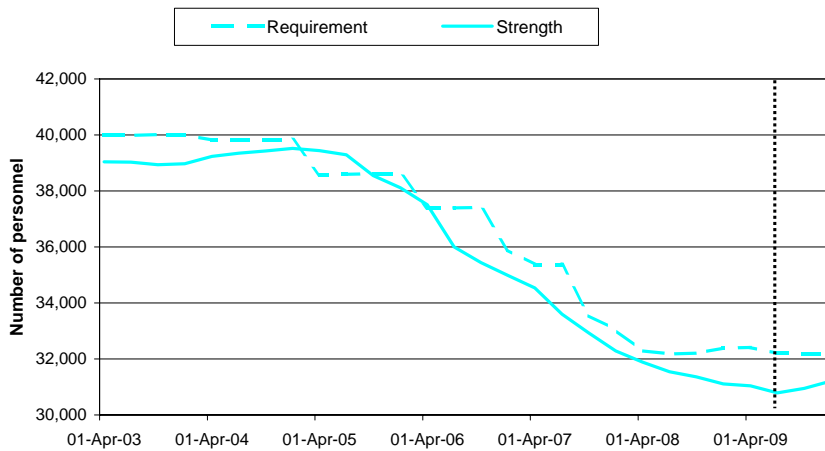
Graph 1.7: Total officers and other ranks



Graph 1.8: Officers



Graph 1.9: Other ranks



From 1 July 2009 some elements of the FTRS are excluded. This is shown in the graphs as a dotted line representing a break in series. See Glossary for more details.

Tables showing data on the trained strength and requirement from 1 April 2003 to 1 April 2006 are shown in TSP4 Table 1 which can be found at www.dasa.mod.uk.

For a graph compiled using monthly data showing RAF full time trained strength and requirement by officer/rank combined, see graph 1.3 in the UK Armed Forces Monthly Manning Report which can be found at www.dasa.mod.uk.

Table 2a - Strength of UK Armed Forces¹ - full time trained and untrained personnel

As at 1 January 2010 the full time UK Armed Forces comprised 196,870 personnel of which 176,330 were trained and counted against the requirement (see Table 1). There were 19,260 untrained personnel.

| | Number | | | | | | | | |
|---|-----------------|----------------------------|----------------------------|----------------------------|----------------------------|----------------------------|----------------------------|----------------------------|--|
| | 2006 1 April | 2007 1 April | 2008 1 April | 2009 1 January | 2009 1 April | 2009 1 July | 2009 1 October | 2010 1 January | |
| ALL SERVICES | 201,050 | 195,680^P | 192,670^P | 191,580^P | 194,330^P | 195,210^P | 197,450^P | 196,870^P | |
| <i>of which UK Regular Forces²</i> | 195,850 | 190,400 ^P | 187,060 ^P | 185,910 ^P | 188,370 ^P | 189,110 ^P | 191,320 ^P | 190,820 ^P | |
| Officers | 33,420 | 32,840^P | 32,530^P | 32,340^P | 32,640^P | 32,830^P | 33,030^P | 32,810^P | |
| UK Regular Forces | 32,700 | 32,100 ^P | 31,710 ^P | 31,450 ^P | 31,690 ^P | 31,800 ^P | 31,970 ^P | 31,750 ^P | |
| Gurkhas | 130 | 140 ^P | 140 ^P | 130 ^P | 140 ^P | 140 ^P | 140 ^P | 140 ^P | |
| FTRS ³ | 580 | 600 ^P | 680 ^P | 760 ^P | 810 ^P | 880 ^P | 910 ^P | 920 ^P | |
| FC | 200 | 250 ^P | 300 ^P | 340 ^P | 370 ^P | 410 ^P | 420 ^P | 390 ^P | |
| LC | 180 | 160 ^P | 160 ^P | 150 ^P | 160 ^P | 170 ^P | 170 ^P | 180 ^P | |
| HC | 200 | 190 ^P | 220 ^P | 260 ^P | 290 ^P | 310 ^P | 320 ^P | 350 ^P | |
| Other Ranks | 167,640 | 162,840^P | 160,140^P | 159,250^P | 161,700^P | 162,380^P | 164,420^P | 164,060^P | |
| UK Regular Forces | 163,150 | 158,290 ^P | 155,340 ^P | 154,460 ^P | 156,680 ^P | 157,310 ^P | 159,350 ^P | 159,080 ^P | |
| Gurkhas | 3,530 | 3,560 ^P | 3,720 ^P | 3,550 ^P | 3,720 ^P | 3,670 ^P | 3,610 ^P | 3,550 ^P | |
| FTRS ³ | 960 | 990 ^P | 1,070 ^P | 1,240 ^P | 1,290 ^P | 1,400 ^P | 1,470 ^P | 1,440 ^P | |
| FC | 280 | 370 ^P | 460 ^P | 580 ^P | 620 ^P | 710 ^P | 720 ^P | 670 ^P | |
| LC | 300 | 290 ^P | 300 ^P | 290 ^P | 300 ^P | 310 ^P | 320 ^P | 320 ^P | |
| HC | 380 | 330 ^P | 310 ^P | 360 ^P | 370 ^P | 380 ^P | 430 ^P | 450 ^P | |
| NAVAL SERVICE | 40,110 | 39,440 | 39,110^P | 38,760^P | 38,960^P | 39,060^P | 39,090^P | 39,130^P | |
| <i>of which UK Regular Forces²</i> | 39,390 | 38,860 | 38,570 ^P | 38,180 ^P | 38,340 ^P | 38,420 ^P | 38,450 ^P | 38,520 ^P | |
| Officers | 7,820 | 7,710 | 7,620^P | 7,600^P | 7,580^P | 7,580^P | 7,580^P | 7,580^P | |
| UK Regular Forces | 7,660 | 7,580 | 7,480 ^P | 7,450 ^P | 7,410 ^P | 7,400 ^P | 7,480 ^P | 7,410 ^P | |
| FTRS ³ | 170 | 140 | 140 ^P | 160 ^P | 170 ^P | 180 ^P | 180 ^P | 180 ^P | |
| FC | 80 | 70 ^P | 70 ^P | 80 ^P | 80 ^P | 90 ^P | 90 ^P | 90 ^P | |
| LC | 40 | 30 | 40 ^P | 50 ^P | 50 ^P | 50 ^P | 50 ^P | 50 ^P | |
| HC | 40 | 40 | 30 ^P | 30 ^P | 40 ^P | 40 ^P | 40 ^P | 40 ^P | |
| Other Ranks | 32,290 | 31,720 | 31,490^P | 31,160^P | 31,380^P | 31,490^P | 31,430^P | 31,550^P | |
| UK Regular Forces | 31,730 | 31,280 | 31,090 ^P | 30,730 ^P | 30,930 ^P | 31,020 ^P | 30,970 ^P | 31,110 ^P | |
| FTRS ³ | 560 | 440 | 390 ^P | 430 ^P | 450 ^P | 460 ^P | 460 ^P | 440 ^P | |
| FC | 170 | 130 | 100 ^P | 110 ^P | 120 ^P | 130 ^P | 130 ^P | 120 ^P | |
| LC | 200 | 180 | 180 ^P | 180 ^P | 180 ^P | 190 ^P | 190 ^P | 190 ^P | |
| HC | 190 | 130 | 110 ^P | 140 ^P | 140 ^P | 140 ^P | 140 ^P | 130 ^P | |
| ARMY | 111,880 | 110,530^P | 109,810^P | 109,310^P | 111,410^P | 112,240^P | 113,980^P | 113,390^P | |
| <i>of which UK Regular Forces²</i> | 107,730 | 106,170 ^P | 105,090 ^P | 104,600 ^P | 106,460 ^P | 107,200 ^P | 108,920 ^P | 108,390 ^P | |
| Officers | 15,130 | 15,090^P | 15,100^P | 14,960^P | 15,130^P | 15,350^P | 15,440^P | 15,260^P | |
| UK Regular Forces | 14,730 | 14,630 ^P | 14,560 ^P | 14,380 ^P | 14,510 ^P | 14,670 ^P | 14,730 ^P | 14,550 ^P | |
| Gurkhas | 130 | 140 ^P | 140 ^P | 130 ^P | 140 ^P | 140 ^P | 140 ^P | 140 ^P | |
| FTRS ³ | 260 | 320 ^P | 390 ^P | 460 ^P | 490 ^P | 530 ^P | 560 ^P | 570 ^P | |
| FC | 80 | 150 ^P | 200 ^P | 250 ^P | 260 ^P | 290 ^P | 300 ^P | 280 ^P | |
| LC | 60 | 50 ^P | 30 ^P | 30 ^P | 20 ^P | 20 ^P | 20 ^P | 20 ^P | |
| HC | 130 | 120 ^P | 160 ^P | 180 ^P | 200 ^P | 220 ^P | 240 ^P | 270 ^P | |
| Other Ranks | 96,750 | 95,440^P | 94,710^P | 94,350^P | 96,270^P | 96,890^P | 98,540^P | 98,120^P | |
| UK Regular Forces | 93,000 | 91,540 ^P | 90,530 ^P | 90,230 ^P | 91,950 ^P | 92,530 ^P | 94,190 ^P | 93,840 ^P | |
| Gurkhas | 3,530 | 3,560 ^P | 3,720 ^P | 3,550 ^P | 3,720 ^P | 3,670 ^P | 3,610 ^P | 3,550 ^P | |
| FTRS ³ | 220 | 340 ^P | 460 ^P | 570 ^P | 600 ^P | 680 ^P | 740 ^P | 740 ^P | |
| FC | 100 | 220 ^P | 340 ^P | 450 ^P | 470 ^P | 550 ^P | 570 ^P | 530 ^P | |
| LC | - | - ^P | - ^P | - ^P | - ^P | - ^P | - ^P | - ^P | |
| HC | 120 | 120 ^P | 120 ^P | 120 ^P | 120 ^P | 130 ^P | 180 ^P | 210 ^P | |
| ROYAL AIR FORCE | 49,060 | 45,710 | 43,750^P | 43,510^P | 43,970^P | 43,910^P | 44,380^P | 44,350^P | |
| <i>of which UK Regular Forces²</i> | 48,730 | 45,370 | 43,390 ^P | 43,130 ^P | 43,570 ^P | 43,480 ^P | 43,940 ^P | 43,910 ^P | |
| Officers | 10,460 | 10,040 | 9,820^P | 9,780^P | 9,920^P | 9,900^P | 9,930^P | 9,960^P | |
| UK Regular Forces | 10,310 | 9,890 | 9,670 ^P | 9,630 ^P | 9,770 ^P | 9,730 ^P | 9,760 ^P | 9,780 ^P | |
| FTRS ³ | 150 | 140 | 140 ^P | 140 ^P | 150 ^P | 170 ^P | 170 ^P | 180 ^P | |
| FC | 40 | 30 | 20 ^P | 20 ^P | 20 ^P | 20 ^P | 20 ^P | 30 ^P | |
| LC | 80 | 80 | 90 ^P | 80 ^P | 80 ^P | 100 ^P | 100 ^P | 110 ^P | |
| HC | 30 | 30 | 40 ^P | 40 ^P | 40 ^P | 40 ^P | 50 ^P | 40 ^P | |
| Other Ranks | 38,590 | 35,680 | 33,940^P | 33,740^P | 34,050^P | 34,010^P | 34,450^P | 34,390^P | |
| UK Regular Forces | 38,420 | 35,480 | 33,720 ^P | 33,500 ^P | 33,800 ^P | 33,750 ^P | 34,180 ^P | 34,130 ^P | |
| FTRS ³ | 180 | 200 | 220 ^P | 240 ^P | 250 ^P | 260 ^P | 260 ^P | 260 ^P | |
| FC | 10 | 10 | 20 ^P | 20 ^P | 30 ^P | 30 ^P | 20 ^P | 20 ^P | |
| LC | 100 | 110 | 110 ^P | 110 ^P | 110 ^P | 120 ^P | 130 ^P | 130 ^P | |
| HC | 70 | 80 | 80 ^P | 100 ^P | 110 ^P | 110 ^P | 110 ^P | 120 ^P | |

Source: DASA (Quad-Service)

1. Full Time UK Armed Forces comprises all UK Regular Forces, Gurkhas and all Full Time Reserve Service personnel (for a full description of FTRS please refer to the Glossary at the end of this publication.)
2. UK Regular Forces does not include Gurkhas, Full Time Reserve Service (FTRS) personnel and mobilised reservists.
3. All full-time reservists are trained.

Monthly information on the strength of the UK Armed Forces (officers and other ranks combined) by Service is published in the UK Armed Forces Monthly Manning Report Table 2 which can be found at www.dasa.mod.uk.

Table 2b - Strength of UK Armed Forces¹ - full time trained personnel serving against the requirement

| | Number | | | | | | | | |
|---|-----------------|----------------------------|----------------------------|----------------------------|-------------------------------|----------------------------|----------------------------|----------------------------|--|
| | 2006 1 April | 2007 1 April | 2008 1 April | 2009 1 January | 2009 1 April | 2009 1 July | 2009 1 October | 2010 1 January | |
| ALL SERVICES | 183,180 | 177,820^P | 173,960^P | 173,930^P | 173,920^P II | 173,850^P | 174,740^P | 176,330^P | |
| <i>of which UK Regular Forces²</i> | 178,300 | 172,910 ^P | 168,620 ^P | 168,330 ^P | 168,240 ^P | 169,120 ^P | 170,050 ^P | 171,630 ^P | |
| Officers | 30,380 | 30,070^P | 29,580^P | 29,550^P | 29,570^P II | 29,320^P | 29,340^P | 29,320^P | |
| UK Regular Forces | 29,660 | 29,330 ^P | 28,760 ^P | 28,660 ^P | 28,620 ^P | 28,720 ^P | 28,740 ^P | 28,760 ^P | |
| Gurkhas | 130 | 140 ^P | 140 ^P | 130 ^P | 140 ^P | 140 ^P | 140 ^P | 140 ^P | |
| FTRS ³ | 580 | 600 ^P | 680 ^P | 760 ^P | 810 ^P II | 460 ^P | 460 ^P | 420 ^P | |
| Other Ranks | 152,800 | 147,750^P | 144,380^P | 144,380^P | 144,360^P II | 144,540^P | 145,400^P | 147,010^P | |
| UK Regular Forces | 148,640 | 143,580 ^P | 139,860 ^P | 139,670 ^P | 139,620 ^P | 140,400 ^P | 141,310 ^P | 142,880 ^P | |
| Gurkhas | 3,200 | 3,190 ^P | 3,450 ^P | 3,470 ^P | 3,440 ^P | 3,410 ^P | 3,370 ^P | 3,470 ^P | |
| FTRS ³ | 960 | 990 ^P | 1,070 ^P | 1,240 ^P | 1,290 ^P II | 730 ^P | 710 ^P | 660 ^P | |
| NAVAL SERVICE | 35,620 | 34,920 | 35,070^P | 34,870^P | 35,020^P II | 34,830^P | 34,980^P | 35,150^P | |
| <i>of which UK Regular Forces²</i> | 34,890 | 34,340 | 34,530 ^P | 34,290 ^P | 34,400 ^P | 34,410 ^P | 34,590 ^P | 34,780 ^P | |
| Officers | 6,800 | 6,800 | 6,630^P | 6,560^P | 6,680^P II | 6,580^P | 6,600^P | 6,590^P | |
| UK Regular Forces | 6,630 | 6,660 ^P | 6,490 ^P | 6,400 ^P | 6,510 ^P | 6,440 ^P | 6,460 ^P | 6,450 ^P | |
| FTRS ³ | 170 | 140 | 140 ^P | 160 ^P | 170 ^P II | 150 ^P | 140 ^P | 130 ^P | |
| Other Ranks | 28,820 | 28,120 | 28,440 | 28,310^P | 28,330^P II | 28,240^P | 28,380^P | 28,560^P | |
| UK Regular Forces | 28,260 | 27,680 | 28,050 ^P | 27,880 ^P | 27,880 ^P | 27,970 ^P | 28,130 ^P | 28,330 ^P | |
| FTRS ³ | 560 | 440 | 390 ^P | 430 ^P | 450 ^P II | 270 ^P | 240 ^P | 230 ^P | |
| ARMY | 100,620 | 99,350^P | 98,270^P | 99,310^P | 99,250^P II | 99,760^P | 100,300^P | 101,500^P | |
| <i>of which UK Regular Forces²</i> | 96,790 | 95,360 ^P | 93,830 ^P | 94,680 ^P | 94,590 ^P | 95,500 ^P | 96,050 ^P | 97,210 ^P | |
| Officers | 14,150 | 14,260^P | 14,210^P | 14,350^P | 14,260^P II | 14,260^P | 14,240^P | 14,260^P | |
| UK Regular Forces | 13,750 | 13,800 ^P | 13,680 ^P | 13,770 ^P | 13,630 ^P | 13,830 ^P | 13,800 ^P | 13,860 ^P | |
| Gurkhas | 130 | 140 ^P | 140 ^P | 130 ^P | 140 ^P | 140 ^P | 140 ^P | 140 ^P | |
| FTRS ³ | 260 | 320 ^P | 390 ^P | 460 ^P | 490 ^P II | 280 ^P | 290 ^P | 260 ^P | |
| Other Ranks | 86,470 | 85,090^P | 84,060^P | 84,960^P | 84,990^P II | 85,500^P | 86,070^P | 87,240^P | |
| UK Regular Forces | 83,040 | 81,560 ^P | 80,150 ^P | 80,910 ^P | 80,960 ^P | 81,670 ^P | 82,250 ^P | 83,350 ^P | |
| Gurkhas | 3,200 | 3,190 ^P | 3,450 ^P | 3,470 ^P | 3,440 ^P | 3,410 ^P | 3,370 ^P | 3,470 ^P | |
| FTRS ³ | 220 | 340 ^P | 460 ^P | 570 ^P | 600 ^P II | 430 ^P | 440 ^P | 410 ^P | |
| ROYAL AIR FORCE | 46,940 | 43,550 | 40,620^P | 39,750^P | 39,660^P II | 39,260^P | 39,460^P | 39,680^P | |
| <i>of which UK Regular Forces²</i> | 46,620 | 43,210 | 40,260 ^P | 39,360 ^P | 39,250 ^P | 39,210 ^P | 39,410 ^P | 39,640 ^P | |
| Officers | 9,430 | 9,020 | 8,740^P | 8,640^P | 8,620^P II | 8,470^P | 8,500^P | 8,470^P | |
| UK Regular Forces | 9,280 | 8,880 | 8,590 ^P | 8,490 ^P | 8,470 ^P | 8,450 ^P | 8,480 ^P | 8,440 ^P | |
| FTRS ³ | 150 | 140 | 140 ^P | 140 ^P | 150 ^P II | 20 ^P | 20 ^P | 30 ^P | |
| Other Ranks | 37,510 | 34,530 | 31,880 | 31,110^P | 31,040^P II | 30,790^P | 30,950^P | 31,210^P | |
| UK Regular Forces | 37,340 | 34,330 | 31,660 ^P | 30,880 ^P | 30,780 ^P | 30,760 ^P | 30,930 ^P | 31,200 ^P | |
| FTRS ³ | 180 | 200 | 220 ^P | 240 ^P | 250 ^P II | 30 ^P | 20 ^P | 20 ^P | |

Source: DASA (Quad-Service)

1. Full time trained strength comprises trained UK Regular Forces, trained Gurkhas and Full Time Reserve Service Personnel (FTRS). From 1 July 2009 some elements of the FTRS are excluded. See Glossary for more details.
2. UK Regular Forces does not include Gurkhas, Full Time Reserve Service (FTRS) personnel and mobilised reservists.
3. FTRS figures prior to 1 July 2009 include all Full Commitment, Limited Commitment and Home Commitment personnel.

2bi. Strength of FTRS serving against an additional requirement¹

| | Number | | | | | | | | |
|------------------------|-----------------|-----------------|-----------------|-------------------|-----------------|--------------------|--------------------|--------------------|--|
| | 2006 1 April | 2007 1 April | 2008 1 April | 2009 1 January | 2009 1 April | 2009 1 July | 2009 1 October | 2010 1 January | |
| ALL SERVICES | | | | | | | | | |
| Requirement | * | * | * | * | * | 1,160 | 1,200 | 1,250 | |
| Trained Strength | * | * | * | * | * | 1,100 ^P | 1,210 ^P | 1,280 ^P | |
| Surplus/Deficit | * | * | * | * | * | -60 ^P | 10 ^P | 30 ^P | |
| NAVAL SERVICE | | | | | | | | | |
| Requirement | * | * | * | * | * | 240 | 240 | 240 | |
| Trained Strength | * | * | * | * | * | 220 ^P | 250 ^P | 250 ^P | |
| Surplus/Deficit | * | * | * | * | * | -20 ^P | 10 ^P | 10 ^P | |
| ARMY | | | | | | | | | |
| Requirement | * | * | * | * | * | 520 | 560 | 600 | |
| Trained Strength | * | * | * | * | * | 500 ^P | 570 ^P | 630 ^P | |
| Surplus/Deficit | * | * | * | * | * | -20 ^P | 10 ^P | 20 ^P | |
| ROYAL AIR FORCE | | | | | | | | | |
| Requirement | * | * | * | * | * | 400 | 400 | 400 | |
| Trained Strength | * | * | * | * | * | 370 ^P | 390 ^P | 400 ^P | |
| Surplus/Deficit | * | * | * | * | * | -30 ^P | -20 ^P | - ^P | |

Source: DASA (Quad-Service)

1. From 1 July 2009 FTRS personnel serving against a requirement additional to that in Table 1 are identified separately. Prior to 1 July 2009 all FTRS personnel were counted against the requirement. See Glossary for more details.

Monthly information on the strength of the UK Armed Forces (officers and other ranks combined) by Service is published in the UK Armed Forces Monthly Manning Report Table 2 which can be found at www.dasa.mod.uk.

Table 2c - Strength of UK Armed Forces¹ - full time untrained personnel²

| | Number | | | | | | | |
|---|-----------------|----------------------------|----------------------------|----------------------------|----------------------------|----------------------------|----------------------------|----------------------------|
| | 2006 1 April | 2007 1 April | 2008 1 April | 2009 1 January | 2009 1 April | 2009 1 July | 2009 1 October | 2010 1 January |
| ALL SERVICES | 17,880 | 17,860 ^P | 18,710 ^P | 17,660 ^P | 20,410 ^P | 20,260 ^P | 21,500 ^P | 19,260 ^P |
| <i>of which UK Regular Forces³</i> | <i>17,550</i> | <i>17,490</i> ^P | <i>18,440</i> ^P | <i>17,580</i> ^P | <i>20,130</i> ^P | <i>19,990</i> ^P | <i>21,270</i> ^P | <i>19,190</i> ^P |
| Officers | 3,040 | 2,770 ^P | 2,960 ^P | 2,790 ^P | 3,070 ^P | 3,080 ^P | 3,230 ^P | 2,990 ^P |
| UK Regular Forces ³ | 3,040 | 2,770 ^P | 2,960 ^P | 2,790 ^P | 3,070 ^P | 3,080 ^P | 3,230 ^P | 2,990 ^P |
| Gurkhas ⁴ | * | * | * | * | * | * | * | * |
| Other Ranks | 14,840 | 15,090 ^P | 15,750 ^P | 14,870 ^P | 17,340 ^P | 17,170 ^P | 18,270 ^P | 16,280 ^P |
| UK Regular Forces ³ | 14,510 | 14,720 ^P | 15,480 ^P | 14,790 ^P | 17,050 ^P | 16,910 ^P | 18,040 ^P | 16,200 ^P |
| Gurkhas | 330 | 370 ^P | 270 ^P | 80 ^P | 280 ^P | 260 ^P | 240 ^P | 80 ^P |
| NAVAL SERVICE | 4,500 | 4,520 | 4,040 ^P | 3,890 ^P | 3,940 ^P | 4,010 ^P | 3,860 ^P | 3,740 ^P |
| Officers | 1,020 | 920 | 990 ^P | 1,040 ^P | 900 ^P | 960 ^P | 1,020 ^P | 960 ^P |
| UK Regular Forces ³ | 1,020 | 920 | 990 ^P | 1,040 ^P | 900 ^P | 960 ^P | 1,020 ^P | 960 ^P |
| Other Ranks | 3,470 | 3,600 | 3,040 ^P | 2,850 ^P | 3,040 ^P | 3,050 ^P | 2,840 ^P | 2,780 ^P |
| UK Regular Forces ³ | 3,470 | 3,600 | 3,040 ^P | 2,850 ^P | 3,040 ^P | 3,050 ^P | 2,840 ^P | 2,780 ^P |
| ARMY | 11,260 | 11,180 ^P | 11,540 ^P | 10,000 ^P | 12,160 ^P | 11,970 ^P | 13,110 ^P | 11,260 ^P |
| Officers | 980 | 840 ^P | 880 ^P | 610 ^P | 870 ^P | 840 ^P | 930 ^P | 690 ^P |
| UK Regular Forces ³ | 980 | 840 ^P | 880 ^P | 610 ^P | 870 ^P | 840 ^P | 930 ^P | 690 ^P |
| Gurkhas ⁴ | * | * | * | * | * | * | * | * |
| Other Ranks | 10,280 | 10,340 ^P | 10,650 ^P | 9,390 ^P | 11,280 ^P | 11,130 ^P | 12,180 ^P | 10,560 ^P |
| UK Regular Forces ³ | 9,960 | 9,970 ^P | 10,380 ^P | 9,320 ^P | 11,000 ^P | 10,860 ^P | 11,940 ^P | 10,490 ^P |
| Gurkhas | 330 | 370 ^P | 270 ^P | 80 ^P | 280 ^P | 260 ^P | 240 ^P | 80 ^P |
| ROYAL AIR FORCE | 2,110 | 2,160 | 3,140 ^P | 3,760 ^P | 4,310 ^P | 4,280 ^P | 4,540 ^P | 4,270 ^P |
| Officers | 1,030 | 1,020 | 1,080 ^P | 1,140 ^P | 1,300 ^P | 1,280 ^P | 1,280 ^P | 1,340 ^P |
| UK Regular Forces ³ | 1,030 | 1,020 | 1,080 ^P | 1,140 ^P | 1,300 ^P | 1,280 ^P | 1,280 ^P | 1,340 ^P |
| Other Ranks | 1,080 | 1,140 | 2,060 ^P | 2,620 ^P | 3,010 ^P | 2,990 ^P | 3,260 ^P | 2,930 ^P |
| UK Regular Forces ³ | 1,080 | 1,140 | 2,060 ^P | 2,620 ^P | 3,010 ^P | 2,990 ^P | 3,260 ^P | 2,930 ^P |

Source: DASA (Quad-Service)

1. Full Time UK Armed Forces comprises all UK Regular Forces, Gurkhas and all Full Time Reserve Service personnel.
2. For a reservist to serve full time they are required to be trained, consequently there are no untrained FTRS.
3. UK Regular Forces does not include Gurkhas, Full Time Reserve Service (FTRS) personnel and mobilised reservists.
4. Gurkha officers are promoted from trained ranks, therefore there are no untrained Gurkha officers.

Monthly information on the strength of the UK Armed Forces (officers and other ranks combined) by Service is published in the UK Armed Forces Monthly Manning Report Table 2 which can be found at www.dasa.mod.uk.

Table 3a - Strength of UK Regular Forces¹ by sex

| | Number and Percentage | | | | | | | | |
|------------------------|-----------------------|------------------|------------------|-------------------|------------------|------------------|-------------------|-------------------|--|
| | 2006 1 April | 2007 1 April | 2008 1 April | 2009 1 January | 2009 1 April | 2009 1 July | 2009 1 October | 2010 1 January | |
| ALL SERVICES | 195,850 | 190,400 P | 187,060 P | 185,910 P | 188,370 P | 189,110 P | 191,320 P | 190,820 P | |
| of which female | 17,870 | 17,640 P | 17,620 P | 17,590 P | 17,850 P | 17,980 P | 18,250 P | 18,230 P | |
| Percentage female | 9.1% | 9.3% P | 9.4% P | 9.5% P | 9.5% P | 9.5% P | 9.5% P | 9.6% P | |
| Officers | 32,700 | 32,100 P | 31,710 P | 31,450 P | 31,690 P | 31,800 P | 31,970 P | 31,750 P | |
| of which female | 3,680 | 3,720 P | 3,760 P | 3,770 P | 3,830 P | 3,850 P | 3,860 P | 3,860 P | |
| Percentage female | 11.3% | 11.6% P | 11.9% P | 12.0% P | 12.1% P | 12.1% P | 12.1% P | 12.2% P | |
| Other Ranks | 163,150 | 158,290 P | 155,340 P | 154,460 P | 156,680 P | 157,310 P | 159,350 P | 159,080 P | |
| of which female | 14,190 | 13,920 P | 13,860 P | 13,810 P | 14,020 P | 14,120 P | 14,380 P | 14,370 P | |
| Percentage female | 8.7% | 8.8% P | 8.9% P | 8.9% P | 8.9% P | 9.0% P | 9.0% P | 9.0% P | |
| NAVAL SERVICE | 39,390 | 38,860 | 38,570 P | 38,180 P | 38,340 P | 38,420 P | 38,450 P | 38,520 P | |
| of which female | 3,670 | 3,650 | 3,680 P | 3,660 P | 3,660 P | 3,670 P | 3,690 P | 3,700 P | |
| Percentage female | 9.3% | 9.4% | 9.5% P | 9.6% P | 9.6% P | 9.5% P | 9.6% P | 9.6% P | |
| Officers | 7,660 | 7,580 | 7,480 P | 7,450 P | 7,410 P | 7,400 P | 7,480 P | 7,410 P | |
| of which female | 680 | 680 | 700 P | 720 P | 720 P | 720 P | 730 P | 730 P | |
| Percentage female | 8.8% | 9.0% | 9.4% P | 9.6% P | 9.7% P | 9.7% P | 9.7% P | 9.8% P | |
| Other Ranks | 31,730 | 31,280 | 31,090 P | 30,730 P | 30,930 P | 31,020 P | 30,970 P | 31,110 P | |
| of which female | 3,000 | 2,970 | 2,980 P | 2,940 P | 2,950 P | 2,950 P | 2,960 P | 2,970 P | |
| Percentage female | 9.4% | 9.5% | 9.6% P | 9.6% P | 9.5% P | 9.5% P | 9.5% P | 9.5% P | |
| ARMY | 107,730 | 106,170 P | 105,090 P | 104,600 P | 106,460 P | 107,200 P | 108,920 P | 108,390 P | |
| of which female | 8,180 | 8,180 P | 8,240 P | 8,180 P | 8,320 P | 8,400 P | 8,560 P | 8,500 P | |
| Percentage female | 7.6% | 7.7% P | 7.8% P | 7.8% P | 7.8% P | 7.8% P | 7.9% P | 7.8% P | |
| Officers | 14,730 | 14,630 P | 14,560 P | 14,380 P | 14,510 P | 14,670 P | 14,730 P | 14,550 P | |
| of which female | 1,590 | 1,630 P | 1,640 P | 1,600 P | 1,620 P | 1,640 P | 1,640 P | 1,620 P | |
| Percentage female | 10.8% | 11.1% P | 11.3% P | 11.1% P | 11.2% P | 11.2% P | 11.1% P | 11.2% P | |
| Other Ranks | 93,000 | 91,540 P | 90,530 P | 90,230 P | 91,950 P | 92,530 P | 94,190 P | 93,840 P | |
| of which female | 6,590 | 6,550 P | 6,600 P | 6,580 P | 6,700 P | 6,760 P | 6,920 P | 6,880 P | |
| Percentage female | 7.1% | 7.2% P | 7.3% P | 7.3% P | 7.3% P | 7.3% P | 7.4% P | 7.3% P | |
| ROYAL AIR FORCE | 48,730 | 45,370 | 43,390 P | 43,130 P | 43,570 P | 43,480 P | 43,940 P | 43,910 P | |
| of which female | 6,020 | 5,810 | 5,710 P | 5,750 P | 5,870 P | 5,910 P | 6,000 P | 6,040 P | |
| Percentage female | 12.3% | 12.8% | 13.2% P | 13.3% P | 13.5% P | 13.6% P | 13.7% P | 13.7% P | |
| Officers | 10,310 | 9,890 | 9,670 P | 9,630 P | 9,770 P | 9,730 P | 9,760 P | 9,780 P | |
| of which female | 1,410 | 1,410 | 1,420 P | 1,460 P | 1,490 P | 1,500 P | 1,500 P | 1,510 P | |
| Percentage female | 13.7% | 14.3% | 14.7% P | 15.1% P | 15.2% P | 15.4% P | 15.4% P | 15.5% P | |
| Other Ranks | 38,420 | 35,480 | 33,720 P | 33,500 P | 33,800 P | 33,750 P | 34,180 P | 34,130 P | |
| of which female | 4,600 | 4,400 | 4,290 P | 4,290 P | 4,380 P | 4,420 P | 4,500 P | 4,520 P | |
| Percentage female | 12.0% | 12.4% | 12.7% P | 12.8% P | 13.0% P | 13.1% P | 13.2% P | 13.3% P | |

Source: DASA (Quad-Service)

1. UK Regular Forces comprises trained and untrained personnel and excludes Gurkhas, Full Time Reserve Service personnel and mobilised reservists.

Percentages are calculated from unrounded data.

Table 3b - Strength of UK Regular Forces¹ by ethnic origin

| | Number and Percentage | | | | | | | | |
|---|-----------------------|-----------------------------|-----------------------------|-----------------------------|-----------------------------|-----------------------------|-----------------------------|-----------------------------|--|
| | 2006 1 April | 2007 1 April | 2008 1 April | 2009 1 January | 2009 1 April | 2009 1 July | 2009 1 October | 2010 1 January | |
| ALL SERVICES | 195,850 | 190,400 ^P | 187,060 ^P | 185,910 ^P | 188,370 ^P | 189,110 ^P | 191,320 ^P | 190,820 ^P | |
| Ethnic Minorities | 10,180 | 10,360 ^P | 10,600 ^P | 11,180 ^P | 11,380 ^P | 11,560 ^P | 11,690 ^P | 12,150 ^P | |
| Percentage Ethnic Minority ² | 5.5% | 5.8% ^P | 6.1% ^P | 6.4% ^P | 6.5% ^P | 6.6% ^P | 6.6% ^P | 6.6% ^P | |
| White | 173,710 | 167,310 ^P | 164,250 ^P | 162,970 ^P | 164,610 ^P | 164,770 ^P | 166,220 ^P | 171,700 ^P | |
| Unknown | 11,960 | 12,720 ^P | 12,210 ^P | 11,760 ^P | 12,370 ^P | 12,780 ^P | 13,410 ^P | 6,980 ^P | |
| NAVAL SERVICE | 39,390 | 38,860 | 38,570 ^P | 38,180 ^P | 38,340 ^P | 38,420 ^P | 38,450 ^P | 38,520 ^P | |
| Ethnic Minorities | 1,000 | 980 | 1,120 ^P | 1,170 ^P | 1,200 ^P | 1,220 ^P | 1,220 ^P | 1,260 ^P | |
| Percentage Ethnic Minority ² | 2.6% | 2.7% | 3.1% ^P | 3.2% ^P | 3.3% ^P | 3.3% ^P | 3.4% ^P | 3.4% ^P | |
| White | 37,260 | 35,490 | 35,690 ^P | 35,190 ^P | 35,280 ^P | 35,330 ^P | 35,150 ^P | 35,480 ^P | |
| Unknown | 1,140 | 2,390 | 1,760 ^P | 1,820 ^P | 1,860 ^P | 1,870 ^P | 2,080 ^P | 1,780 ^P | |
| ARMY | 107,730 | 106,170 ^P | 105,090 ^P | 104,600 ^P | 106,460 ^P | 107,200 ^P | 108,920 ^P | 108,390 ^P | |
| Ethnic Minorities | 8,150 | 8,440 ^P | 8,610 ^P | 9,130 ^P | 9,320 ^P | 9,480 ^P | 9,610 ^P | 10,010 ^P | |
| Percentage Ethnic Minority ² | 8.0% | 8.4% ^P | 8.8% ^P | 9.3% ^P | 9.4% ^P | 9.5% ^P | 9.5% ^P | 9.5% ^P | |
| White | 93,490 | 92,000 ^P | 89,620 ^P | 88,580 ^P | 89,850 ^P | 89,970 ^P | 91,150 ^P | 95,460 ^P | |
| Unknown | 6,090 | 5,730 ^P | 6,860 ^P | 6,890 ^P | 7,300 ^P | 7,750 ^P | 8,170 ^P | 2,930 ^P | |
| ROYAL AIR FORCE | 48,730 | 45,370 | 43,390 ^P | 43,130 ^P | 43,570 ^P | 43,480 ^P | 43,940 ^P | 43,910 ^P | |
| Ethnic Minorities | 1,040 | 940 | 870 ^P | 880 ^P | 870 ^P | 850 ^P | 860 ^P | 880 ^P | |
| Percentage Ethnic Minority ² | 2.4% | 2.3% | 2.2% ^P | 2.2% ^P | 2.2% ^P | 2.1% ^P | 2.1% ^P | 2.1% ^P | |
| White | 42,960 | 39,820 | 38,940 ^P | 39,200 ^P | 39,490 ^P | 39,470 ^P | 39,930 ^P | 40,760 ^P | |
| Unknown | 4,730 | 4,610 | 3,590 ^P | 3,050 ^P | 3,210 ^P | 3,160 ^P | 3,160 ^P | 2,270 ^P | |

Source: DASA (Quad-Service)

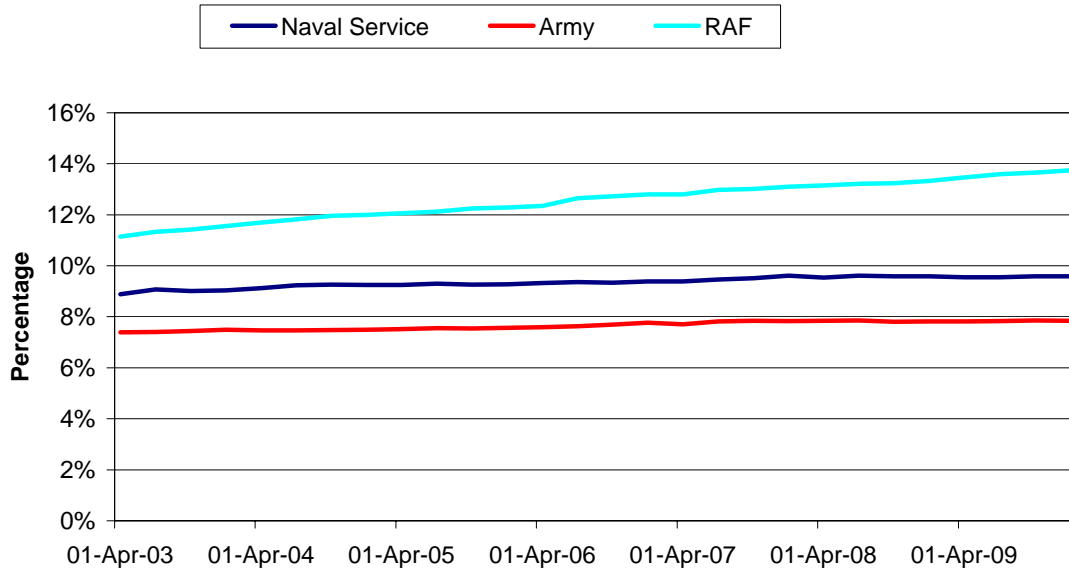
1. UK Regular Forces comprises trained and untrained personnel and excludes Gurkhas, Full Time Reserve Service personnel and mobilised reservists.

2. Ethnic minority percentage figures are based on those with a known ethnic origin.

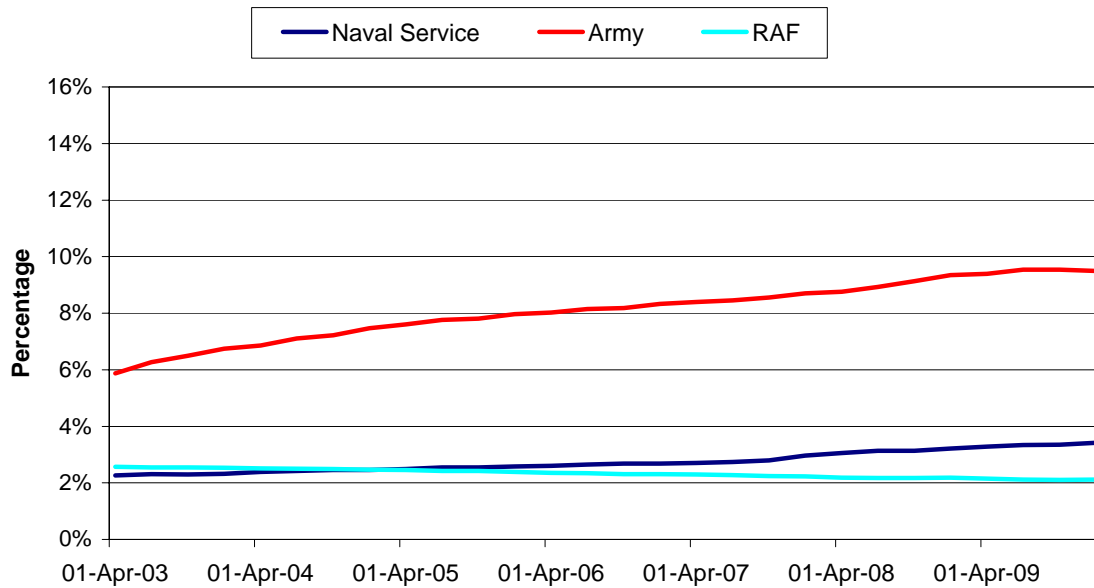
Percentages are calculated from unrounded data.

Strength of UK Regular Forces

Graph 3.1: Females as a percentage of strength by Service



Graph 3.2: Ethnic minorities as a percentage of strength by Service



Ethnic minority percentage figures are based on those with a known ethnic origin. Tables showing data on strength split by sex and ethnic origin from 1 April 2003 to 1 April 2006 are shown in TSP4 Table 3 and 3a which can be found at www.dasa.mod.uk.

Table 4a - Intake¹ to UK Regular Forces² by sex

| | Number and percentage | | | | | | | |
|-------------------------|------------------------|------------------------|-------------------|-----------------|-----------------|-----------------|-----------------|-------------------------------|
| | Financial Year 2006/07 | Financial Year 2007/08 | 12-Months Ending: | | | | | Financial Year to 2009 31 Dec |
| | | | 2008 31 Dec | 2009 31 Mar | 2009 30 Jun | 2009 30 Sep | 2009 31 Dec | |
| ALL SERVICES | 19,790 P | 21,330 P | 21,810 P | 22,770 P | 23,640 P | 24,230 P | 24,010 P | 16,630 P |
| Percentage female | 9.9% P | 9.8% P | 9.2% P | 9.1% P | 9.1% P | 9.5% P | 9.1% P | 9.2% P |
| Officers | 1,580 P | 1,740 P | 1,480 P | 1,500 P | 1,500 P | 1,650 P | 1,640 P | 1,140 P |
| of which female | 310 P | 300 P | 250 P | 250 P | 240 P | 260 P | 270 P | 180 P |
| Percentage female | 19.4% P | 17.1% P | 17.1% P | 16.9% P | 16.3% P | 15.9% P | 16.3% P | 15.9% P |
| Other Ranks | 18,210 P | 19,590 P | 20,320 P | 21,260 P | 22,140 P | 22,580 P | 22,370 P | 15,490 P |
| of which female | 1,650 P | 1,800 P | 1,740 P | 1,830 P | 1,910 P | 2,040 P | 1,910 P | 1,340 P |
| Percentage female | 9.1% P | 9.2% P | 8.6% P | 8.6% P | 8.6% P | 9.0% P | 8.5% P | 8.7% P |
| NAVAL SERVICE | 3,770 P | 3,860 P | 3,840 P | 4,000 P | 4,140 P | 4,290 P | 4,270 P | 3,070 P |
| Percentage female | 12.3% P | 12.1% P | 10.6% P | 10.2% P | 9.6% P | 10.0% P | 9.5% P | 9.8% P |
| Officers | 320 P | 290 P | 280 P | 210 P | 230 P | 340 P | 300 P | 300 P |
| of which female | 50 P | 50 P | 40 P | 30 P | 20 P | 40 P | 40 P | 40 P |
| Percentage female | 14.6% P | 16.0% P | 16.2% P | 14.4% P | 10.0% P | 11.2% P | 13.4% P | 13.5% P |
| Other Ranks | 3,450 P | 3,580 P | 3,560 P | 3,800 P | 3,910 P | 3,950 P | 3,970 P | 2,770 P |
| of which female | 420 P | 420 P | 360 P | 380 P | 370 P | 390 P | 360 P | 260 P |
| Percentage female | 12.1% P | 11.7% P | 10.1% P | 10.0% P | 9.6% P | 9.9% P | 9.2% P | 9.4% P |
| ARMY³ | 14,300 P | 14,540 P | 14,210 P | 14,510 P | 15,470 P | 15,620 P | 15,720 P | 10,880 P |
| Percentage female | 8.0% P | 7.9% P | 7.3% P | 7.0% P | 7.1% P | 7.4% P | 6.8% P | 6.8% P |
| Officers | 900 P | 1,060 P | 890 P | 890 P | 850 P | 850 P | 850 P | 540 P |
| of which female | 170 P | 170 P | 130 P | 130 P | 120 P | 120 P | 120 P | 70 P |
| Percentage female | 19.3% P | 15.8% P | 14.2% P | 14.8% P | 14.1% P | 14.5% P | 14.4% P | 13.6% P |
| Other Ranks | 13,400 P | 13,480 P | 13,320 P | 13,620 P | 14,630 P | 14,770 P | 14,870 P | 10,350 P |
| of which female | 970 P | 980 P | 900 P | 880 P | 980 P | 1,030 P | 950 P | 670 P |
| Percentage female | 7.2% P | 7.3% P | 6.8% P | 6.5% P | 6.7% P | 6.9% P | 6.4% P | 6.5% P |
| ROYAL AIR FORCE | 1,720 P | 2,930 P | 3,760 P | 4,260 P | 4,020 P | 4,320 P | 4,020 P | 2,680 P |
| Percentage female | 20.7% | 16.4% P | 14.9% P | 15.4% P | 16.4% P | 16.7% P | 17.4% P | 17.9% P |
| Officers | 370 P | 390 P | 320 P | 410 P | 420 P | 450 P | 480 P | 310 P |
| of which female | 90 P | 80 P | 80 P | 90 P | 100 P | 100 P | 100 P | 70 P |
| Percentage female | 24.0% | 21.5% P | 26.1% P | 22.7% P | 24.2% P | 21.8% P | 21.4% P | 22.3% P |
| Other Ranks | 1,360 P | 2,540 P | 3,440 P | 3,840 P | 3,600 P | 3,870 P | 3,540 P | 2,370 P |
| of which female | 270 P | 400 P | 480 P | 560 P | 560 P | 620 P | 600 P | 410 P |
| Percentage female | 19.7% | 15.6% P | 13.9% P | 14.7% P | 15.5% P | 16.2% P | 16.8% P | 17.4% P |

Source: DASA (Quad-Service)

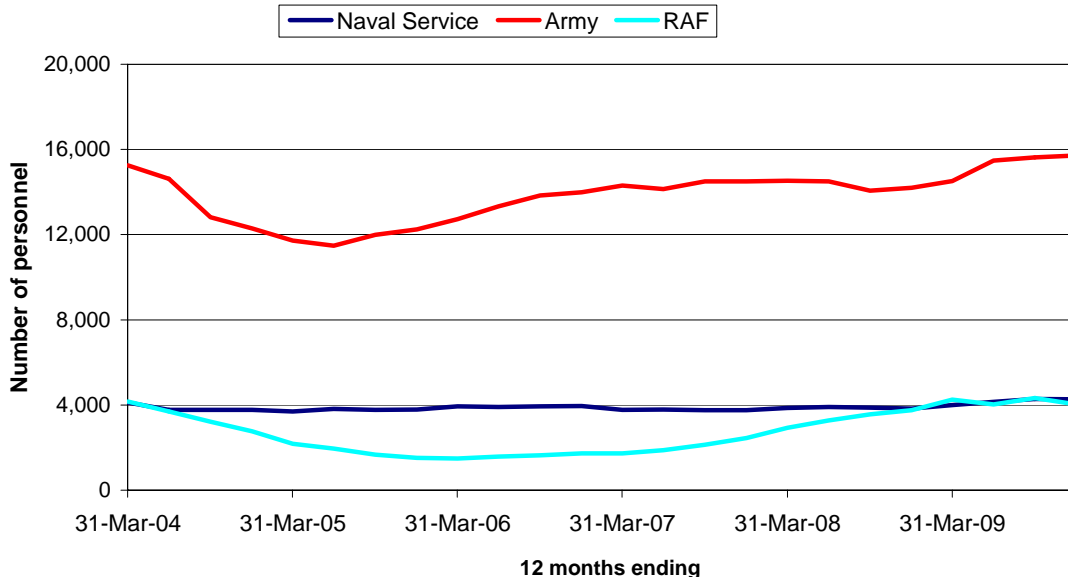
1. Figures show intake to UK Regular Forces, both trained and untrained, which comprises new entrants, re-entrants, direct trained entrants (including professionally qualified officers) and intake from the reserves. They exclude all movements within the Regular Forces; including flows from untrained to trained strength, transfers between Services and flows from ranks to officer due to promotion.
2. UK Regular Forces comprises trained and untrained personnel. It does not include Gurkhas, Full Time Reserve personnel, and mobilised reservists.
3. From 1 April 2009 onwards, Army intake figures include transfers from the Gurkhas to the UK Regular Forces.

Percentages are calculated from unrounded data.

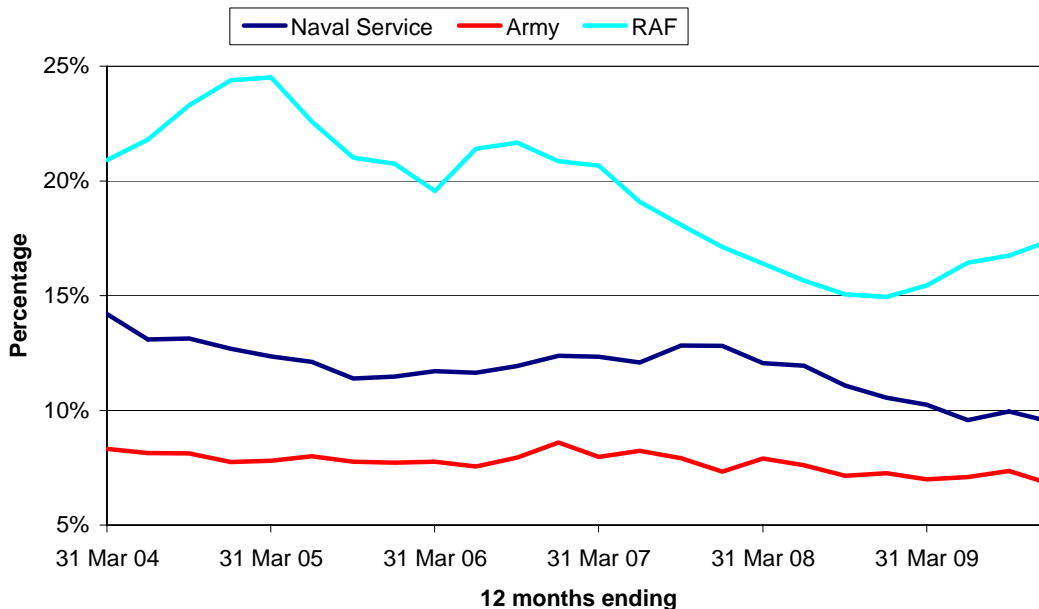
Information showing intake to the UK Regular Forces by Service can be seen on a monthly basis in Table 3 of the UK Armed Forces Monthly Manning Report which can be found at www.dasa.mod.uk.

Intake to UK Regular Forces

Graph 4.1: Total intake by Service



Graph 4.2: Females as a percentage of intake by Service



Tables showing data on intake by sex from 12 months ending 31 March 2004 to 1 April 2006 are shown in TSP4 Table 4 which can be found at www.dasa.mod.uk.

Table 4b - Intake¹ to UK Regular Forces² by ethnic origin

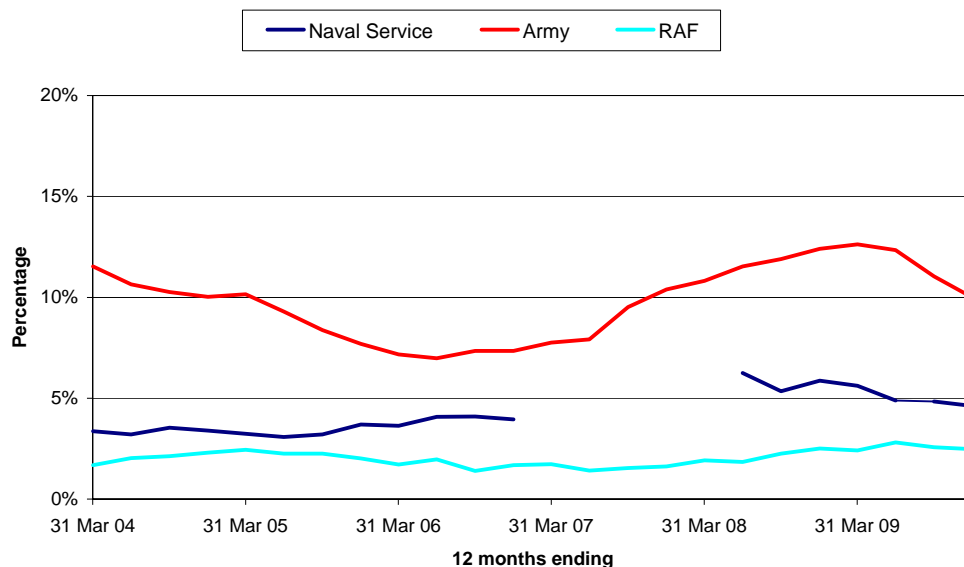
| | Number and Percentage | | | | | | | |
|---|------------------------|------------------------|-------------------|-----------------|-----------------|-----------------|-----------------|-------------------------------|
| | Financial Year 2006/07 | Financial Year 2007/08 | 12-Months Ending: | | | | | Financial Year to 2009 31 Dec |
| | | | 2008 31 Dec | 2009 31 Mar | 2009 30 Jun | 2009 30 Sep | 2009 31 Dec | |
| ALL SERVICES | 19,790 P | 21,330 P | 21,810 P | 22,770 P | 23,640 P | 24,230 P | 24,010 P | 16,630 P |
| Ethnic Minorities | .. | .. | 1,810 P | 1,980 P | 2,070 P | 1,930 P | 1,740 P | 1,160 P |
| Percentage Ethnic Minority ³ | .. | .. | 9.6% P | 9.6% P | 9.5% P | 8.4% P | 7.7% P | 7.5% P |
| White | .. | .. | 16,980 P | 18,660 P | 19,840 P | 20,980 P | 20,770 P | 14,320 P |
| Unknown | .. | .. | 3,020 P | 2,130 P | 1,730 P | 1,320 P | 1,500 P | 1,160 P |
| NAVAL SERVICE | 3,770 P | 3,860 P | 3,840 P | 4,000 P | 4,140 P | 4,290 P | 4,270 P | 3,070 P |
| Ethnic Minorities | .. | .. | 170 P | 180 P | 170 P | 190 P | 180 P | 120 P |
| Percentage Ethnic Minority ³ | .. | .. | 5.9% P | 5.6% P | 4.9% P | 4.8% P | 4.6% P | 4.2% P |
| White | .. | .. | 2,690 P | 3,060 P | 3,330 P | 3,700 P | 3,760 P | 2,680 P |
| Unknown | .. | .. | 980 P | 770 P | 640 P | 400 P | 330 P | 270 P |
| ARMY⁴ | 14,300 P | 14,540 P | 14,210 P | 14,510 P | 15,470 P | 15,620 P | 15,720 P | 10,880 P |
| Ethnic Minorities | 980 P | 1,270 P | 1,560 P | 1,700 P | 1,790 P | 1,630 P | 1,460 P | 970 P |
| Percentage Ethnic Minority ³ | 7.8% P | 10.8% P | 12.4% P | 12.6% P | 12.3% P | 11.0% P | 10.0% P | 9.7% P |
| White | 11,680 P | 10,490 P | 11,010 P | 11,760 P | 12,730 P | 13,150 P | 13,150 P | 9,050 P |
| Unknown | 1,640 P | 2,770 P | 1,630 P | 1,040 P | 950 P | 840 P | 1,110 P | 860 P |
| ROYAL AIR FORCE | 1,720 | 2,930 P | 3,760 P | 4,260 P | 4,020 P | 4,320 P | 4,020 P | 2,680 P |
| Ethnic Minorities | 20 | 50 P | 80 P | 100 P | 110 P | 110 P | 100 P | 70 P |
| Percentage Ethnic Minority ³ | 1.7% | 1.9% P | 2.5% P | 2.4% P | 2.8% P | 2.6% P | 2.5% P | 2.6% P |
| White | 1,140 | 2,500 P | 3,270 P | 3,840 P | 3,780 P | 4,130 P | 3,870 P | 2,580 P |
| Unknown | 560 | 380 P | 400 P | 320 P | 130 P | 80 P | 50 P | 30 P |

Source: DASA (Quad-Service)

1. Figures show intake to UK Regular Forces, both trained and untrained, which comprises new entrants, re-entrants, direct trained entrants (including professionally qualified officers) and intake from the reserves. They exclude all movements within the Regular Forces; including flows from untrained to trained strength, transfers between Services and flows from ranks to officer due to promotion.
2. UK Regular Forces comprises trained and untrained personnel. It does not include Gurkhas, Full Time Reserve personnel, and mobilised reservists.
3. Ethnic minority percentage figures are based on those with a known ethnic origin.
4. From 1 April 2009 onwards, Army intake figures include transfers from the Gurkhas to the UK Regular Forces.
Percentages calculated from unrounded data.

Information showing intake to the UK Regular Forces by Service can be seen on a monthly basis in Table 3 of the UK Armed Forces Monthly Manning Report which can be found at www.dasa.mod.uk.

Graph 4.3: Ethnic minorities as a percentage of intake to UK Regular Forces by Service



Naval Service intake by ethnic origin is currently unavailable from the 12 month period ending 31 March 2007 to period ending 31 March 2008 due to poor data coverage.

Table 5 - Gains to the Trained Strength (GTS)¹ of UK Regular Forces²

| | Financial Year | | 12-Months Ending: | | | | | Number |
|--|----------------------------|----------------------------|----------------------------|---------------------------|---------------------------|---------------------------|---------------------------|---------------------------|
| | 2006/07 | 2007/08 | 2008 | 2009 | 2009 | 2009 | 2009 | Financial Year to 2009 |
| | | | 31 Dec | 31 Mar | 30 Jun | 30 Sep | 31 Dec | 31 Dec |
| ALL SERVICES³ | 14,240^{pe} | 14,350^{pe} | 16,070^{pe} | 16,260^p | 16,680^p | 16,330^p | 16,810^p | 13,020^p |
| From untrained to trained | 12,910 ^{pe} | 13,350 ^{pe} | 15,240 ^{pe} | 15,320 ^p | 15,520 ^p | 15,140 ^p | 15,740 ^p | 12,240 ^p |
| Trained direct entrants ⁴ | 1,330 ^p | 1,000 ^p | 820 ^p | 930 ^p | 1,150 ^p | 1,200 ^p | 1,070 ^p | 780 ^p |
| Officers | 1,990^{pe} | 1,810^{pe} | 2,010^{pe} | 2,080^p | 2,020^p | 2,070^p | 1,960^p | 1,490^p |
| From untrained to trained | 1,480 ^{pe} | 1,340 ^{pe} | 1,600 ^{pe} | 1,670 ^p | 1,580 ^p | 1,630 ^p | 1,520 ^p | 1,140 ^p |
| Trained direct entrants ⁴ | 190 ^p | 140 ^p | 100 ^p | 100 ^p | 100 ^p | 100 ^p | 90 ^p | 60 ^p |
| From Other Ranks | 320 ^p | 320 ^p | 310 ^p | 310 ^p | 350 ^p | 350 ^p | 340 ^p | 280 ^p |
| Other Ranks | 12,570^{pe} | 12,860^{pe} | 14,370^{pe} | 14,480^p | 15,000^p | 14,610^p | 15,190^p | 11,810^p |
| From untrained to trained | 11,430 ^{pe} | 12,000 ^{pe} | 13,640 ^{pe} | 13,660 ^p | 13,940 ^p | 13,510 ^p | 14,210 ^p | 11,100 ^p |
| Trained direct entrants ⁴ | 1,140 ^p | 850 ^p | 720 ^p | 830 ^p | 1,060 ^p | 1,100 ^p | 980 ^p | 710 ^p |
| NAVAL SERVICE³ | 2,730^p | 3,510^p | 3,260^p | 3,390^p | 3,340^p | 3,490^p | 3,340^p | 2,420^p |
| From untrained to trained | 2,660 ^p | 3,480 ^p | 3,240 ^p | 3,360 ^p | 3,280 ^p | 3,420 ^p | 3,260 ^p | 2,350 ^p |
| Trained direct entrants ⁴ | 70 ^p | 40 ^p | 20 ^p | 30 ^p | 50 ^p | 70 ^p | 80 ^p | 70 ^p |
| Officers | 410^p | 300^p | 360^p | 470^p | 400^p | 470^p | 460^p | 270^p |
| From untrained to trained | 410 ^p | 300 ^p | 360 ^p | 460 ^p | 400 ^p | 460 ^p | 450 ^p | 260 ^p |
| Trained direct entrants ⁴ | - ^p | - ^p | - ^p | - ^p | 10 ^p | 10 ^p | 10 ^p | 10 ^p |
| From Other Ranks | * | * | * | * | * | * | * | * |
| Other Ranks | 2,320^p | 3,210^p | 2,900^p | 2,920^p | 2,930^p | 3,020^p | 2,880^p | 2,150^p |
| From untrained to trained | 2,250 ^p | 3,180 ^p | 2,880 ^p | 2,900 ^p | 2,890 ^p | 2,960 ^p | 2,810 ^p | 2,090 ^p |
| Trained direct entrants ⁴ | 70 ^p | 30 ^p | 20 ^p | 20 ^p | 40 ^p | 60 ^p | 70 ^p | 60 ^p |
| ARMY³ | 10,000^p | 9,210^p | 10,550^p | 10,210^p | 10,500^p | 10,020^p | 10,430^p | 8,350^p |
| From untrained to trained | 8,750 ^p | 8,300 ^p | 9,780 ^p | 9,330 ^p | 9,410 ^p | 8,910 ^p | 9,460 ^p | 7,670 ^p |
| Trained direct entrants ⁴ | 1,250 ^p | 920 ^p | 770 ^p | 880 ^p | 1,080 ^p | 1,110 ^p | 960 ^p | 680 ^p |
| Officers | 1,120^p | 1,040^p | 1,300^p | 1,120^p | 1,080^p | 1,080^p | 1,000^p | 910^p |
| From untrained to trained | 620 ^p | 610 ^p | 920 ^p | 750 ^p | 670 ^p | 670 ^p | 600 ^p | 580 ^p |
| Trained direct entrants ⁴ | 180 ^p | 110 ^p | 80 ^p | 90 ^p | 80 ^p | 80 ^p | 70 ^p | 40 ^p |
| From Other Ranks | 320 ^p | 320 ^p | 310 ^p | 290 ^p | 330 ^p | 330 ^p | 320 ^p | 280 ^p |
| Other Ranks | 9,200^p | 8,490^p | 9,550^p | 9,380^p | 9,750^p | 9,270^p | 9,750^p | 7,730^p |
| From untrained to trained ⁵ | 8,130 ^p | 7,690 ^p | 8,860 ^p | 8,580 ^p | 8,740 ^p | 8,240 ^p | 8,860 ^p | 7,090 ^p |
| Trained direct entrants ⁴ | 1,070 ^p | 800 ^p | 690 ^p | 800 ^p | 1,000 ^p | 1,030 ^p | 890 ^p | 640 ^p |
| ROYAL AIR FORCE³ | 1,510^{pe} | 1,630^{pe} | 2,260^{pe} | 2,650^p | 2,840^p | 2,830^p | 3,050^p | 2,250^p |
| From untrained to trained | 1,500 ^{pe} | 1,580 ^{pe} | 2,230 ^{pe} | 2,640 ^p | 2,820 ^p | 2,800 ^p | 3,020 ^p | 2,230 ^p |
| Trained direct entrants ⁴ | 10 ^p | 50 ^p | 30 ^p | 20 ^p | 20 ^p | 20 ^p | 30 ^p | 20 ^p |
| Officers | 450^{pe} | 470^{pe} | 340^{pe} | 480^p | 540^p | 520^p | 510^p | 320^p |
| From untrained to trained | 450 ^{pe} | 440 ^{pe} | 320 ^{pe} | 460 ^p | 510 ^p | 500 ^p | 480 ^p | 300 ^p |
| Trained direct entrants ⁴ | - ^p | 30 ^p | 20 ^p | 10 ^p | 10 ^p | 10 ^p | 10 ^p | 10 ^p |
| From Other Ranks | - ^p | - ^p | - ^p | 20 ^p | 20 ^p | 20 ^p | 20 ^p | - ^p |
| Other Ranks | 1,060^{pe} | 1,160^{pe} | 1,920^{pe} | 2,190^p | 2,320^p | 2,320^p | 2,560^p | 1,930^p |
| From untrained to trained ⁶ | 1,050 ^{pe} | 1,140 ^{pe} | 1,910 ^{pe} | 2,180 ^p | 2,310 ^p | 2,310 ^p | 2,540 ^p | 1,920 ^p |
| Trained direct entrants ⁴ | - ^p | 20 ^p | 10 ^p | 10 ^p | 10 ^p | 10 ^p | 20 ^p | 10 ^p |

Source: DASA (Quad-Service)

- GTS figures comprise those who complete training (untrained to trained flow) and those that enter directly into the trained strength (direct entrants). They exclude those returning to the trained strength from Long Term Absence (LTA). This is a change in method from GTS figures presented in Table 4 of TSP4 which included returns from LTA.
- UK Regular Forces comprises trained and untrained personnel. It does not include Gurkhas, Full Time Reserve Service personnel, and mobilised reservists.
- Total GTS figures represent net gains to overall strength and as such exclude the intake to trained officers from trained other ranks.
- Trained direct entrants comprises trained re-entrants, professionally qualified officers (PQO), Gurkhas joining the Regulars and FTRS filling regular posts.
- Army untrained to trained flows during 2008 / 09 have been over-counted as Rejoined Reservists were recorded as Trained on JPA in error. This includes 340 additional Rejoined Reservists within a total of 8,580 reported for the financial year 2008/09 but will affect all 12 month periods including flows taking place in the months 1 April 2008 to 1 July 2009 when this problem was fixed.
- RAF untrained to trained figures for financial years 2006/07 and 2007/08 are estimates derived from the relationship of Untrained to Trained flows with net Gains to Trained Strength pre JPA.

Graph 5.1: Gains to the Trained Strength of UK Regular Forces by Service

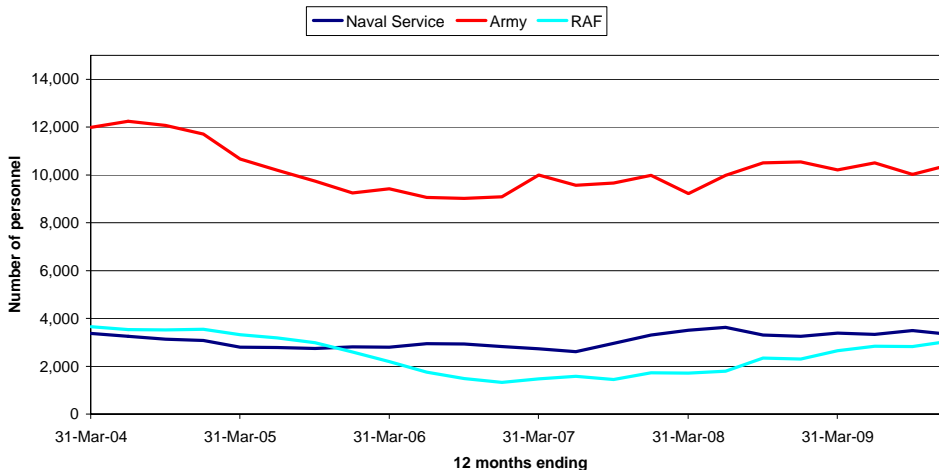


Table 6 - Outflow¹ from UK Regular Forces²

| | Number | | | | | | | | |
|---------------------------------|---------------------------|---------------------------|---------------------------|---------------------------|-----------|---------------------------|---------------------------|---------------------------|-------------------------------|
| | Financial Year 2006/07 | Financial Year 2007/08 | 12-Months Ending: | | | 2009 30 Jun | 2009 30 Sep | 2009 31 Dec | Financial Year to 2009 31 Dec |
| | | | 2008 31 Dec | 2009 31 Mar | II | | | | |
| ALL SERVICES³ | 25,160^P | 24,690^P | 22,940^P | 21,880^P | II | 20,340^P | 19,310^P | 19,110^P | 14,160^P |
| Trained | 18,870 ^P | 18,010 ^P | 16,760 ^P | 16,070 ^P | II | 14,940 ^P | 13,630 ^P | 12,970 ^P | 9,370 ^P |
| Untrained | 6,290 ^P | 6,670 ^P | 6,180 ^P | 5,810 ^P | II | 5,400 ^P | 5,680 ^P | 6,140 ^P | 4,780 ^P |
| Officers | 2,680^P | 2,820^P | 2,490^P | 2,440^P | II | 2,290^P | 2,150^P | 2,030^P | 1,520^P |
| Trained | 2,310 ^P | 2,340 ^P | 2,130 ^P | 2,120 ^P | II | 1,990 ^P | 1,860 ^P | 1,740 ^P | 1,310 ^P |
| Untrained | 370 ^P | 480 ^P | 360 ^P | 320 ^P | II | 300 ^P | 300 ^P | 290 ^P | 200 ^P |
| Other Ranks | 22,480^P | 21,860^P | 20,440^P | 19,450^P | II | 18,050^P | 17,150^P | 17,080^P | 12,640^P |
| Trained | 16,560 ^P | 15,670 ^P | 14,630 ^P | 13,950 ^P | II | 12,950 ^P | 11,770 ^P | 11,230 ^P | 8,060 ^P |
| Untrained | 5,920 ^P | 6,190 ^P | 5,820 ^P | 5,490 ^P | II | 5,100 ^P | 5,380 ^P | 5,850 ^P | 4,580 ^P |
| NAVAL SERVICE | 4,320^P | 4,340^P | 4,430^P | 4,430^P | | 4,200^P | 4,120^P | 3,960^P | 2,870^P |
| Trained | 3,200 ^P | 3,110 ^P | 3,250 ^P | 3,250 ^P | | 3,040 ^P | 2,830 ^P | 2,660 ^P | 1,910 ^P |
| Untrained | 1,120 ^P | 1,230 ^P | 1,180 ^P | 1,180 ^P | | 1,170 ^P | 1,290 ^P | 1,300 ^P | 970 ^P |
| Officers | 500^P | 580^P | 530^P | 520^P | | 510^P | 510^P | 470^P | 360^P |
| Trained | 400 ^P | 460 ^P | 430 ^P | 410 ^P | | 400 ^P | 390 ^P | 380 ^P | 300 ^P |
| Untrained | 100 ^P | 120 ^P | 110 ^P | 110 ^P | | 110 ^P | 120 ^P | 100 ^P | 70 ^P |
| Other Ranks | 3,820^P | 3,760^P | 3,900^P | 3,910^P | | 3,690^P | 3,610^P | 3,490^P | 2,510^P |
| Trained | 2,800 ^P | 2,660 ^P | 2,830 ^P | 2,840 ^P | | 2,630 ^P | 2,440 ^P | 2,280 ^P | 1,610 ^P |
| Untrained | 1,020 ^P | 1,110 ^P | 1,070 ^P | 1,070 ^P | | 1,060 ^P | 1,180 ^P | 1,210 ^P | 900 ^P |
| ARMY³ | 15,770^P | 15,330^P | 14,070^P | 13,140^P | II | 12,160^P | 11,640^P | 11,830^P | 8,930^P |
| Trained | 10,930 ^P | 10,470 ^P | 9,930 ^P | 9,350 ^P | II | 8,680 ^P | 7,940 ^P | 7,740 ^P | 5,670 ^P |
| Untrained | 4,840 ^P | 4,860 ^P | 4,140 ^P | 3,780 ^P | II | 3,480 ^P | 3,700 ^P | 4,080 ^P | 3,260 ^P |
| Officers | 1,330^P | 1,490^P | 1,290^P | 1,270^P | II | 1,180^P | 1,090^P | 1,050^P | 790^P |
| Trained | 1,110 ^P | 1,160 ^P | 1,080 ^P | 1,110 ^P | II | 1,040 ^P | 960 ^P | 900 ^P | 680 ^P |
| Untrained | 220 ^P | 330 ^P | 200 ^P | 160 ^P | II | 140 ^P | 130 ^P | 150 ^P | 110 ^P |
| Other Ranks | 14,440^P | 13,830^P | 12,790^P | 11,870^P | II | 10,980^P | 10,550^P | 10,770^P | 8,140^P |
| Trained | 9,820 ^P | 9,310 ^P | 8,850 ^P | 8,240 ^P | II | 7,640 ^P | 6,980 ^P | 6,840 ^P | 4,990 ^P |
| Untrained | 4,620 ^P | 4,530 ^P | 3,940 ^P | 3,620 ^P | II | 3,340 ^P | 3,570 ^P | 3,930 ^P | 3,140 ^P |
| ROYAL AIR FORCE | 5,070 | 5,020^P | 4,430^P | 4,320^P | | 3,980^P | 3,550^P | 3,320^P | 2,360^P |
| Trained | 4,740 | 4,430 ^P | 3,570 ^P | 3,470 ^P | | 3,220 ^P | 2,860 ^P | 2,570 ^P | 1,800 ^P |
| Untrained | 330 | 590 ^P | 860 ^P | 850 ^P | | 750 ^P | 680 ^P | 750 ^P | 560 ^P |
| Officers | 850 | 760^P | 670^P | 640^P | | 590^P | 550^P | 510^P | 360^P |
| Trained | 800 | 720 ^P | 620 ^P | 590 ^P | | 550 ^P | 500 ^P | 470 ^P | 340 ^P |
| Untrained | 50 | 30 ^P | 50 ^P | 50 ^P | | 40 ^P | 50 ^P | 40 ^P | 30 ^P |
| Other Ranks | 4,220 | 4,270^P | 3,760^P | 3,670^P | | 3,380^P | 3,000^P | 2,820^P | 1,990^P |
| Trained | 3,930 | 3,710 ^P | 2,950 ^P | 2,880 ^P | | 2,680 ^P | 2,360 ^P | 2,100 ^P | 1,460 ^P |
| Untrained | 280 | 560 ^P | 800 ^P | 800 ^P | | 710 ^P | 640 ^P | 710 ^P | 530 ^P |

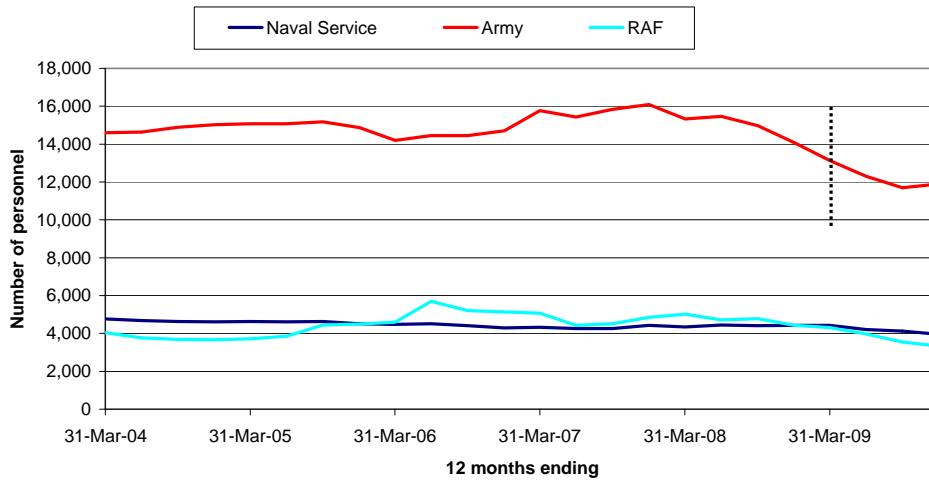
Source: DASA (Quad-Service)

1. Figures show outflow from UK Regular Forces, both trained and untrained, including personnel leaving the Services, deaths, recalled reservists on release and outflow to the Home Service battalions of the Royal Irish Regiment (which disbanded on 31 March 2008). They do not include promotion from ranks to officers or flows between Services and are not comparable with gains to trained strength figures in Table 5 which include promotion from ranks to officers.
2. UK Regular Forces comprises trained and untrained personnel. It does not include Gurkhas, Full Time Reserve Service personnel and mobilised reservists.
3. Outflow figures up to and including 12 months ending 31 March 2009 include the net flow of between 100 and 200 personnel from the Regular Army to Long Term Absentee (LTA). Outflow figures for 12 month periods ending after 31 March 2009 do not include this net flow to LTA. See glossary for more details.

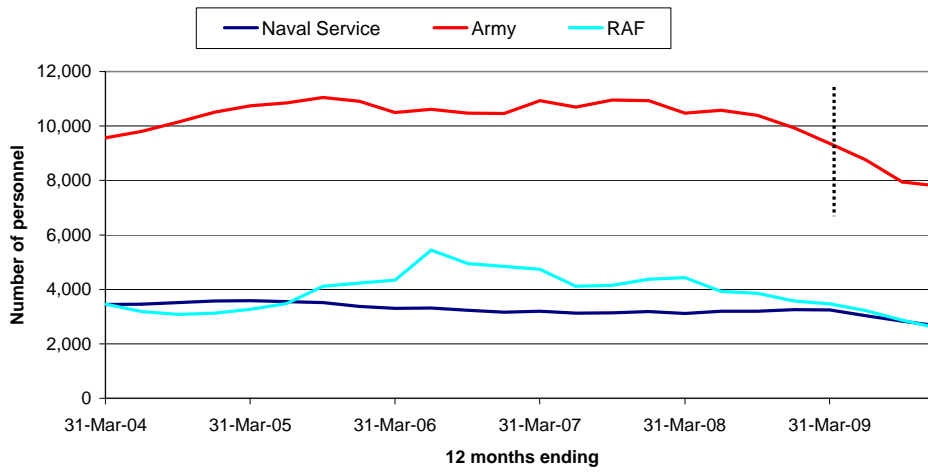
Information showing outflow from the UK Regular Forces by Service can be seen on a monthly basis in Table 3 of the UK Armed Forces Monthly Manning Report which can be found at www.dasa.mod.uk.

Outflow from the UK Regular Forces

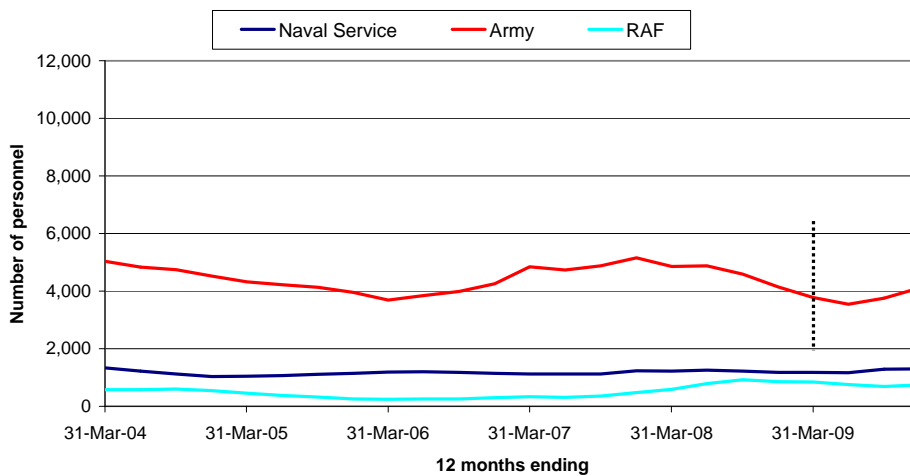
Graph 6.1: Total Outflow by Service



Graph 6.2: Outflow from trained by Service



Graph 6.3: Outflow from untrained by Service



Outflow figures up to and including 12 months ending 31 March 2009 include the net flow of between 100 and 200 personnel from the Regular Army to Long Term Absentee (LTA). Outflow figures for 12 month periods ending after 31 March 2009 do not include this net flow to LTA. See glossary for more details. This is shown in the graphs with a dotted line representing a break in series.

Tables showing data on outflow by trained and untrained from period ending 31 March 2004 to period ending 31 March 2006 are shown in TSP4 Table 6 and 7a which can be found at www.dasa.mod.uk.

Table 7a - Outflow from trained UK Regular Forces¹ officers by exit reason

| | Financial Year | | 12 month period ending | | | | | Number and rate |
|--|----------------|--------------|------------------------|--------------|-----------|--------------|--------------|-----------------|
| | 2006/07 | 2007/08 | 2008 | | 2009 | 2009 | 2009 | |
| | | | 31 Dec | 31 Mar | | | | 30 Jun |
| All Services | | | | | | | | |
| Total Outflow number ² | 2,310 P | 2,340 P | 2,130 P | 2,120 P | II | 1,990 P | 1,860 P | 1,740 P |
| Total Outflow rate³ | 7.9 P | 8.1 P | 7.4 P | 7.4 P | II | 6.9 P | 6.5 P | 6.1 P |
| VO ⁴ number | .. | .. | .. | 1,260 P | .. | 1,170 P | 1,030 P | 900 P |
| VO⁴ rate³ | .. | .. | .. | 4.4 P | .. | 4.1 P | 3.6 P | 3.2 P |
| Time Expiry number | .. | .. | .. | .. | .. | .. | .. | .. |
| Time Expiry rate ³ | .. | .. | .. | .. | .. | .. | .. | .. |
| Redundancy number | .. | .. | .. | .. | .. | .. | .. | .. |
| Redundancy rate ³ | .. | .. | .. | .. | .. | .. | .. | .. |
| Other Wastage number | .. | .. | .. | .. | .. | .. | .. | .. |
| Other Wastage rate ³ | .. | .. | .. | .. | .. | .. | .. | .. |
| Naval Service | | | | | | | | |
| Total Outflow number ² | 400 P | 460 P | 430 P | 410 P | .. | 400 P | 390 P | 380 P |
| Total Outflow rate³ | 6.0 P | 7.0 P | 6.6 P | 6.4 P | .. | 6.3 P | 6.1 P | 5.8 P |
| VO ⁴ number | 210 P | 280 P | 270 P | 260 P | .. | 260 P | 260 P | 240 P |
| VO⁴ rate³ | 3.1 P | 4.3 P | 4.2 P | 4.0 P | .. | 4.1 P | 4.0 P | 3.7 P |
| Time Expiry number | 160 P | 140 P | 130 P | 130 P | .. | 120 P | 120 P | 130 P |
| Time Expiry rate ³ | 2.3 P | 2.2 P | 2.0 P | 2.0 P | .. | 1.9 P | 1.9 P | 2.0 P |
| Redundancy number | - P | - P | - P | - P | .. | - P | - P | - P |
| Redundancy rate ³ | - P | - P | - P | - P | .. | - P | - P | - P |
| Other Wastage number | 40 P | 30 P | 30 P | 20 P | .. | 20 P | 10 P | 10 P |
| Other Wastage rate ³ | 0.5 P | 0.5 P | 0.4 P | 0.3 P | .. | 0.3 P | 0.2 P | 0.2 P |
| Army^{5,6} | | | | | | | | |
| Total Outflow number ² | 1,110 P | 1,160 P | 1,080 P | 1,110 P | II | 1,040 P | 960 P | 900 P |
| Total Outflow rate³ | 8.1 P | 8.4 P | 7.9 P | 8.1 P | II | 7.6 P | 7.0 P | 6.5 P |
| VO ⁴ number | .. | .. | .. | 750 P | .. | 680 P | 570 P | 490 P |
| VO⁴ rate³ | .. | .. | .. | 5.5 P | .. | 5.0 P | 4.2 P | 3.5 P |
| Time Expiry number | .. | .. | .. | .. | .. | .. | .. | .. |
| Time Expiry rate ³ | .. | .. | .. | .. | .. | .. | .. | .. |
| Redundancy number | .. | .. | .. | .. | .. | .. | .. | .. |
| Redundancy rate ³ | .. | .. | .. | .. | .. | .. | .. | .. |
| Other Wastage number | .. | .. | .. | .. | .. | .. | .. | .. |
| Other Wastage rate ³ | .. | .. | .. | .. | .. | .. | .. | .. |
| Royal Air Force | | | | | | | | |
| Total Outflow number ² | 800 | 720 P | 620 P | 590 P | .. | 550 P | 500 P | 470 P |
| Total Outflow rate³ | 8.9 | 8.3 P | 7.3 P | 7.0 P | .. | 6.5 P | 5.9 P | 5.5 P |
| VO ⁴ number | 260 | 260 P | 250 P | 250 P | .. | 220 P | 190 P | 180 P |
| VO⁴ rate³ | 2.9 | 3.0 P | 3.0 P | 2.9 P | .. | 2.6 P | 2.3 P | 2.1 P |
| Time Expiry number ⁷ | 370 | 320 P | .. | .. | .. | .. | .. | .. |
| Time Expiry rate ³ | 4.1 | 3.7 P | .. | .. | .. | .. | .. | .. |
| Redundancy number | 110 | 60 P | - P | - P | .. | - P | - P | - P |
| Redundancy rate ³ | 1.2 | 0.7 P | - P | - P | .. | - P | - P | - P |
| Other Wastage number ⁷ | 60 | 80 P | .. | .. | .. | .. | .. | .. |
| Other Wastage rate ³ | 0.6 | 1.0 P | .. | .. | .. | .. | .. | .. |

Source: DASA (Quad-Service)

1. UK Regular Forces comprises trained and untrained personnel. It does not include Gurkhas, Full Time Reserve Service personnel and mobilised reservists.
2. Figures show outflow from the trained UK Regular Forces, including personnel leaving the Services, deaths, recalled reservists on release and outflow to the Home Service battalions of the Royal Irish Regiment (which disbanded on 31 March 2008). They do not include promotion from ranks to officers or flows between Services.
3. Rates are the number of people who leave per 100 of the trained strength.
4. Voluntary Outflow is defined as all exits from trained UK Regular Forces which are voluntarily generated by the individual before the end of their agreed engagement or commission period.
5. Outflow figures up to and including 12 months ending 31 March 2009 include the net flow of between 100 and 200 personnel from the Regular Army to Long Term Absentee (LTA). Outflow figures for 12 month periods ending after 31 March 2009 do not include this net flow to LTA. See glossary for more details.
6. Due to ongoing validation of data from the Joint Personnel Administration System, Army Officer reasons for exit, including VO, are unavailable from the 12 month period ending 31 March 2007 to the 12 month period ending 31 December 2008.
7. "Time Expiry" and "Other Wastage" exit reason totals and rates for RAF Officers and Other Ranks personnel for the 12 month ending periods post 30 June 2008 have been excluded. Since 1 July 2008 there has been an increase in "Unknowns" (which are grouped in the "Other Wastage" category), which has had a significant effect on "Other Wastage" and "Time Expiry" exit reason totals and rates.

Monthly information on Voluntary Outflow is published in the UK Armed Forces Monthly Manning Report Table 4 which can be found at www.dasa.mod.uk.

Table 7b - Outflow from trained UK Regular Forces¹ other ranks by exit reason

| | Financial Year | | 12 month period ending | | | | | Number and rate |
|--|----------------|---------------|------------------------|---------------|-----------|--------------|--------------|-----------------|
| | 2006/07 | 2007/08 | 2008 | | 2009 | 2009 | 2009 | |
| | | | 31 Dec | 31 Mar | | | | 30 Jun |
| All Services | | | | | | | | |
| Total Outflow number ² | 16,560 P | 15,670 P | 14,630 P | 13,950 P | II | 12,940 P | 11,690 P | 11,190 P |
| Total Outflow rate³ | 11.4 P | 11.1 P | 10.5 P | 10.0 P | II | 9.3 P | 8.4 P | 8.0 P |
| VO ⁴ number | .. | .. | .. | 7,710 P | | 7,260 P | 6,470 P | 5,930 P |
| VO⁴ rate³ | .. | .. | .. | 5.5 P | | 5.2 P | 4.6 P | 4.2 P |
| Time Expiry number | .. | .. | .. | .. | | .. | .. | .. |
| Time Expiry rate ³ | .. | .. | .. | .. | | .. | .. | .. |
| Redundancy number | .. | .. | .. | .. | | .. | .. | .. |
| Redundancy rate ³ | .. | .. | .. | .. | | .. | .. | .. |
| Other Wastage number | .. | .. | .. | .. | | .. | .. | .. |
| Other Wastage rate ³ | .. | .. | .. | .. | | .. | .. | .. |
| Naval Service | | | | | | | | |
| Total Outflow number ² | 2,800 P | 2,660 P | 2,830 P | 2,840 P | | 2,630 P | 2,440 P | 2,280 P |
| Total Outflow rate³ | 10.0 P | 9.5 P | 10.1 P | 10.2 P | | 9.5 P | 8.7 P | 8.2 P |
| VO ⁴ number | 1,760 P | 1,760 P | 1,730 P | 1,680 P | | 1,580 P | 1,450 P | 1,300 P |
| VO⁴ rate³ | 6.3 P | 6.3 P | 6.2 P | 6.0 P | | 5.7 P | 5.2 P | 4.7 P |
| Time Expiry number | 440 P | 380 P | 470 P | 520 P | | 490 P | 510 P | 520 P |
| Time Expiry rate ³ | 1.6 P | 1.4 P | 1.7 P | 1.9 P | | 1.8 P | 1.8 P | 1.9 P |
| Redundancy number | - P | - P | - P | - P | | - P | - P | - P |
| Redundancy rate ³ | - P | - P | - P | - P | | - P | - P | - P |
| Other Wastage number | 610 P | 520 P | 630 P | 630 P | | 560 P | 480 P | 460 P |
| Other Wastage rate ³ | 2.2 P | 1.8 P | 2.3 P | 2.3 P | | 2.0 P | 1.7 P | 1.6 P |
| Army^{5,6} | | | | | | | | |
| Total Outflow number ² | 9,820 P | 9,310 P | 8,850 P | 8,240 P | II | 7,630 P | 6,900 P | 6,810 P |
| Total Outflow rate³ | 12.0 P | 11.6 P | 11.0 P | 10.2 P | II | 9.5 P | 8.5 P | 8.3 P |
| VO ⁴ number | .. | .. | .. | 4,310 P | | 4,140 P | 3,730 P | 3,530 P |
| VO⁴ rate³ | .. | .. | .. | 5.4 P | | 5.1 P | 4.6 P | 4.3 P |
| Time Expiry number | .. | .. | .. | .. | | .. | .. | .. |
| Time Expiry rate ³ | .. | .. | .. | .. | | .. | .. | .. |
| Redundancy number | .. | .. | .. | .. | | .. | .. | .. |
| Redundancy rate ³ | .. | .. | .. | .. | | .. | .. | .. |
| Other Wastage number | .. | .. | .. | .. | | .. | .. | .. |
| Other Wastage rate ³ | .. | .. | .. | .. | | .. | .. | .. |
| Royal Air Force | | | | | | | | |
| Total Outflow number ² | 3,930 | 3,710 P | 2,950 P | 2,880 P | | 2,680 P | 2,360 P | 2,100 P |
| Total Outflow rate³ | 11.1 | 11.3 P | 9.4 P | 9.3 P | | 8.7 P | 7.7 P | 6.8 P |
| VO ⁴ number | 1,640 | 1,670 P | 1,760 P | 1,720 P | | 1,540 P | 1,290 P | 1,100 P |
| VO⁴ rate³ | 4.6 | 5.1 P | 5.6 P | 5.5 P | | 5.0 P | 4.2 P | 3.6 P |
| Time Expiry number ⁷ | 890 | 900 P | .. | .. | | .. | .. | .. |
| Time Expiry rate ³ | 2.5 | 2.8 P | .. | .. | | .. | .. | .. |
| Redundancy number | 1,060 | 740 P | - P | - P | | - P | - P | - P |
| Redundancy rate ³ | 3.0 | 2.3 P | - P | - P | | - P | - P | - P |
| Other Wastage number ⁷ | 360 | 400 P | .. | .. | | .. | .. | .. |
| Other Wastage rate ³ | 1.0 | 1.2 P | .. | .. | | .. | .. | .. |

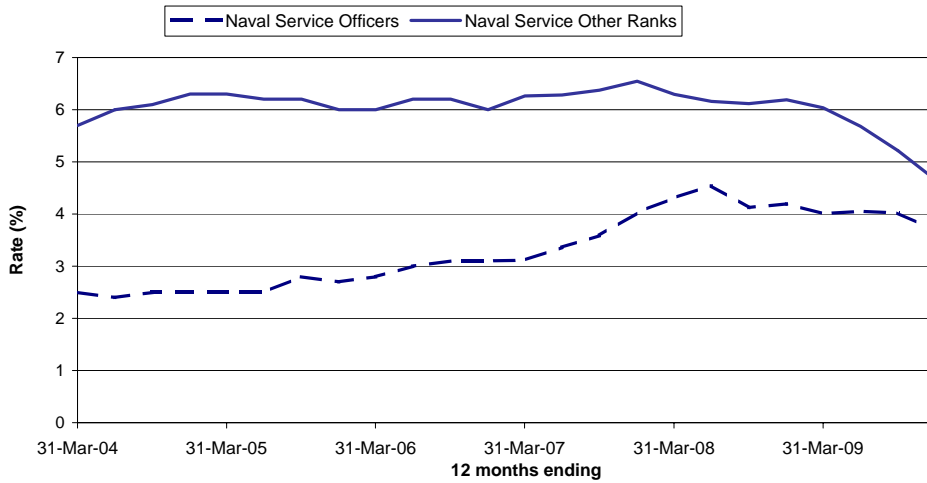
Source: DASA (Quad-Service)

1. UK Regular Forces comprises trained and untrained personnel. It does not include Gurkhas, Full Time Reserve Service personnel and mobilised reservists.
2. Figures show outflow from UK Regular Forces, both trained and untrained, including personnel leaving the Services, deaths, recalled reservists on release and outflow to the Home Service battalions of the Royal Irish Regiment (which disbanded on 31 March 2008). They do not include promotion from ranks to officers or flows between Services.
3. Rates are the number of people who leave per 100 of the trained strength.
4. Voluntary Outflow is defined as all exits from trained UK Regular Forces which are voluntarily generated by the individual before the end of their agreed engagement or commission period.
5. Outflow figures up to and including 12 months ending 31 March 2009 include the net flow of between 100 and 200 personnel from the Regular Army to Long Term Absentee (LTA). Outflow figures for 12 month periods ending after 31 March 2009 do not include this net flow to LTA. See glossary for more details.
6. Due to ongoing validation of data from the Joint Personnel Administration System, Army Other Ranks reasons for exit, including VO, are unavailable from the 12 month period ending 31 March 2007 to the 12 month period ending 31 December 2008.
7. "Time Expiry" and "Other Wastage" exit reason totals and rates for RAF Officers and Other Ranks personnel for the 12 month ending periods post 30 June 2008 have been excluded. Since 1 July 2008 there has been an increase in "Unknowns" (which are grouped in the "Other Wastage" category), which has had a significant effect on "Other Wastage" and "Time Expiry" exit reason totals and rates.

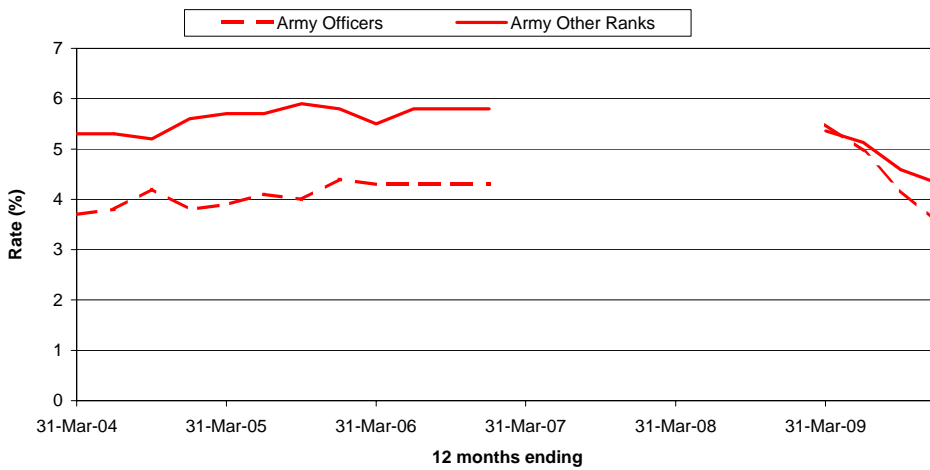
Monthly information on Voluntary Outflow is published in the UK Armed Forces Monthly Manning Report Table 4 which can be found at www.dasa.mod.uk.

Voluntary Outflow rate from the UK Regular Forces

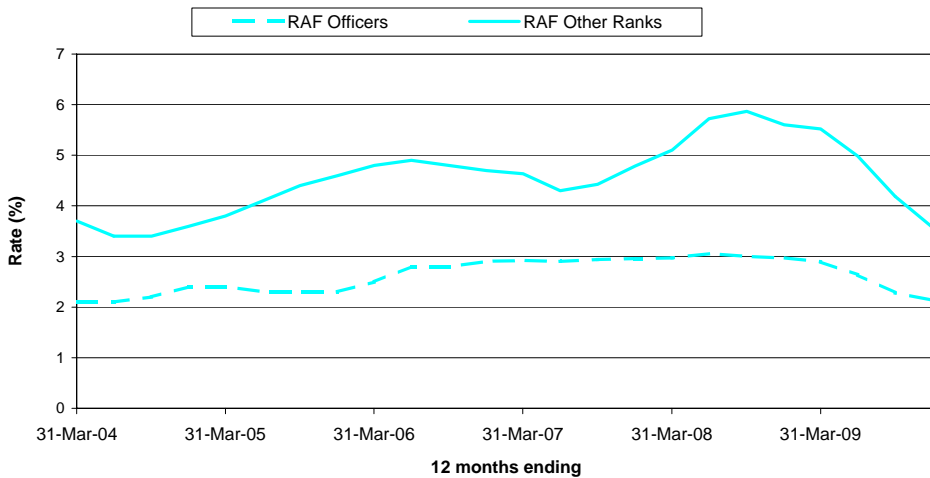
Graph 7.1: Naval Service VO rate as a percentage of average trained strength



Graph 7.2: Army VO rate as a percentage of average trained strength



Graph 7.3: Royal Air Force VO rate as a percentage of average trained strength



Due to ongoing validation of data from the Joint Personnel Administration System, Army reasons for exit, including VO, are unavailable from the 12 month period ending 31 March 2007 to the 12 month period ending 31 December 2008.

Monthly information on Voluntary Outflow is published in the UK Armed Forces Monthly Manning Report Graphs 4.1 - 4.3 which can be found at www.dasa.mod.uk.

Glossary

Direct Entrants to the trained strength comprises trained re-entrants, professionally qualified officers (PQO), Late Entrant (LE) transfers from the Army Other Ranks to Officers and FTRS filling regular posts.

Ethnic Origin is the ethnic grouping to which a person has indicated that they belong. The classifications used were revised for the 2001 Census of Population when a classification of nationality was also collected. These revised definitions were also used to re-survey members of the Armed Forces and the Civil Service in 2001-02.

FTRS (Full-Time Reserve Service) are personnel who fill Service posts for a set period on a full-time basis while being a member of one of the reserve Services, either as an ex-regular or as a volunteer. An FTRS reservist on:

- **Full Commitment (FC)** fulfils the same range of duties and deployment liability as a Regular Service person;
- **Limited Commitment (LC)** serves at one location but can be detached for up to 35 days a year;
- **Home Commitment (HC)** is employed at one location and cannot be detached elsewhere.

Each Service uses FTRS personnel differently:

The Naval Service predominantly uses FTRS to backfill gapped regular posts. However, they do have a small number of FTRS personnel that are not deployable for operations overseas. There is no distinction made in terms of fulfilling baseline Liability posts between FTRS Full Commitment (FC), Limited Commitment (LC) and Home Commitment (HC).

The Army employ FTRS(FC) and FTRS(LC) to fill Regular Army Liability (RAL) posts as a substitute for Regular personnel for set periods of time. FTRS(HC) personnel cannot be deployed to operations and are not counted against RAL.

The RAF consider that FTRS(FC) can fill regular RAF Liability posts but have identified separate liabilities for FTRS(LC) and FTRS(HC).

Gurkhas are recruited and employed in the British and Indian Armies under the terms of the 1947 Tri-Partite Agreement (TPA) on a broadly comparable basis. They remain Nepalese citizens but in all other respects are full members of HM Forces. Since 2008, Gurkhas are entitled to join the UK Regular Forces after 5 years of service and apply for British citizenship.

Intake to UK Regular Forces (as defined in table 4a and 4b) comprises new entrants, re-entrants, direct trained entrants (including professionally qualified officers) and intake from the reserves. It excludes all movements within the Regular Forces; including flows from the untrained to trained strength, transfers between Services and flows from ranks to officer due to promotion.

Joint Personnel Administration JPA is the system used by the Armed Forces to deal with matters of pay, leave and other personal administrative tasks. JPA replaced a number of single-service IT systems and was implemented in April 2006 for RAF, November 2006 for Naval Service and April 2007 for Army.

Liability is the requirement for Armed Forces personnel. The Quarterly Manning Report presents the "Regular Liability" in Table 1 and an additional liability in Table 2bi for Full Time Reserve Service Personnel that do not serve against the Regular Liability. The Army liability presented in this table also includes the number of personnel currently serving in OCE(R) posts.

Long Term Absentees (LTAs) are Service personnel who have been absent without leave (AWOL) for more than 21 days.

Mobilised Reservists are reserves who have been called into full-time service with the Regular Forces on military operations.

Naval Service comprises the Royal Navy (including the Queen Alexandra's Royal Naval Nursing Service) and the Royal Marines combined.

Outflow from UK Regular Forces include personnel leaving the Services, deaths, recalled reservists on release and outflow to the Home Service battalions of the Royal Irish Regiment (which disbanded on 31 March 2008). They do not include promotion from ranks to officers or flows between Services.

Prior to year ending 31 March 2009, Army outflow included the net flow of personnel from the Regular Armed Forces to Long Term Absentee (LTA). Post year ending 31 March 2009 outflow does not include this flow to LTA.

Operational Commitment Establishment (Reserve) (OCE(R)) FTRS(FC) personnel can be deployed either as a direct substitute for Regular Army personnel, or deployed into OCE(R) posts. While they are filling OCE(R) positions, FTRS(FC) personnel are not counted against Regular Army Liability. These are reported in Table 2bi as *FTRS personnel serving against an additional requirement* along with non-deployable FTRS as defined above.

OCE(R) posts can also be filled by mobilised volunteer or regular reservists, but these groups are not reported in this publication.

Trained Strength comprises military personnel who have completed Phase 1 and 2 training.

- **Phase 1** Training includes all new entry training to provide basic military skills.
- **Phase 2** Training includes initial individual specialisation, sub-specialisation and technical training following Phase 1 training prior to joining the trained strength.

Untrained strength comprises military personnel who have yet to complete Phase 2 training.

Voluntary Outflow is defined as all exits from trained personnel which are voluntarily generated by the individual before the end of their agreed engagement or commission period.